

City of Naples, Florida
Annual Budget
Fiscal Year
1990-1991



Executive Summary

1991
ANNUAL BUDGET OF THE CITY OF NAPLES

MAYOR

Alden R. Crawford, Jr.

VICE-MAYOR

Kim Anderson

CITY COUNCIL

William E. Barnett
P. Joseph Herms
Paul W. Muenzer
John M. Passidomo
Fred L. Sullivan

CITY ATTORNEY

David W. Rynders

ACTING CITY MANAGER

Rand-Scott Coggan

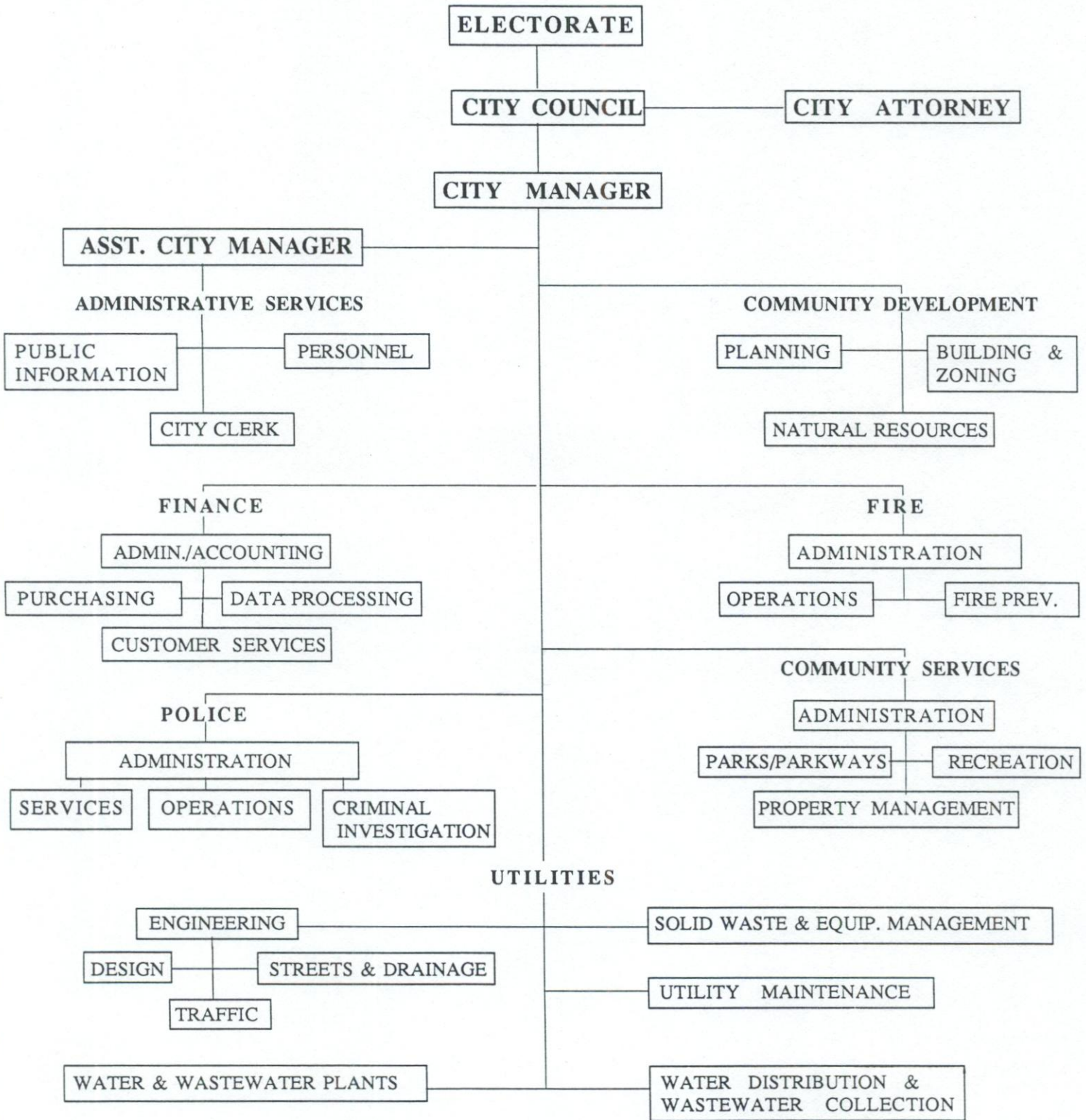
ACTING FINANCE DIRECTOR

Mark W. Wiltsie

DEPARTMENT OFFICIALS

Mark W. Wiltsie	Assistant City Manager
Janet Cason	City Clerk
Missy McKim	Community Development Director
Christopher L. Holley	Community Services Director
Gerald L. Gronvold	City Engineer
Rand-Scott Coggan	Fire Chief
Paul C. Reble	Police Chief
Gerald L. Gronvold	Acting Utilities Director
Mary Kay McShane	Personnel Director

CITY OF NAPLES ORGANIZATIONAL CHART





City of Naples

April 1, 1991

Honorable Mayor and Members of City Council
City of Naples
735 Eighth Street South
Naples, Florida 33940

Mrs. Anderson and Gentlemen:

Presented herewith is the Fiscal Year 1990-91 Annual Budget as passed and adopted by Ordinance No. 90-6189 by the City Council on September 19, 1990.

Respectfully Submitted,

Rand-Scott Coggan
Acting City Manager

ORDINANCE NO. 90-6189

AN ORDINANCE ADOPTING THE FINAL BUDGET FOR THE FISCAL YEAR 1990-91 AND APPROPRIATING FUNDS FOR OPERATING EXPENSES OF THE CITY OF NAPLES FOR THE GENERAL OPERATION OF THE SEVERAL DEPARTMENTS OF THE CITY, INCLUDING UTILITIES, AND FOR CONTRIBUTING TO THE SINKING FUNDS OF THE CITY TO PAY INTEREST ON AND PROVIDE FOR THE RETIREMENT OF THE OUTSTANDING BONDS AND OTHER FIXED OBLIGATIONS OF THE CITY AND THE UTILITY TAX FUND FOR AND DURING THE FISCAL YEAR 1990-91; AND PROVIDING AN EFFECTIVE DATE.

PURPOSE: TO ADOPT THE BUDGET AND APPROPRIATE FUNDS FOR THE FISCAL YEAR 1990-91.

NOW, THEREFORE, BE IT ORDAINED BY THE COUNCIL OF THE CITY OF NAPLES, FLORIDA:

SECTION 1. That the budget for the fiscal year 1990-91 is hereby adopted.


SECTION 2. That for the payment of expenses and obligations of the City of Naples for the fiscal year ending September 30, 1991, there is hereby appropriated out of any monies in the treasury of the City of Naples and any accruing revenues of the City available for said purposes to the funds and for the purposes hereinafter set forth, the sums of money shown in the following schedule:

GENERAL FUND	
Mayor and City Council.....	\$ 172,080
City Attorney.....	141,769
City Clerk.....	137,075
City Manager.....	292,676
Community Development	
Building & Zoning Division.....	393,492
Planning Division.....	380,807
Natural Resources.....	30,595
Engineering Department	
Transfers.....	292,701
Traffic Control Section.....	398,708
Finance Department	
Administration/Accounting Division.....	235,275
Customer Service Division.....	134,516
Purchasing Division.....	115,183
Fire Department.....	2,092,926
Parking Operation.....	7,700


SECTION 3. This ordinance shall take effect immediately upon adoption at second reading.

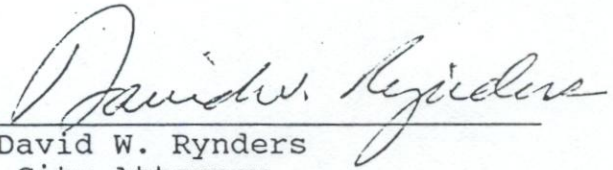
APPROVED AT FIRST READING THIS 5TH DAY OF SEPTEMBER, 1990.

PASSED AND ADOPTED AT SECOND READING AND PUBLIC HEARING IN OPEN AND REGULAR SESSION OF THE CITY COUNCIL OF THE CITY OF NAPLES, FLORIDA THIS 19th DAY OF SEPTEMBER 1990.


 Alden R. Crawford, Jr., Mayor

ATTEST:


 Janet Cason
 City Clerk

APPROVED AS TO FORM AND LEGALITY BY 
 David W. Rynders
 City Attorney

a:wp/budget1

COUNCIL MEMBERS	M O T I O N	S E C T I O N	VOTE		A B S E N T
			Y E S	N O	
Anderson		X	X		
Barnett	X		X		
Herns			X		
Muenzer			X		
Passidomo			X		
Sullivan			X		
Crawford			X		
(7-0)					



City of Naples

OFFICE OF THE CITY MANAGER

July 31, 1990

Honorable Mayor and Members of City Council
City of Naples
735 Eighth Street, South
Naples, Florida 33940

Mrs. Anderson and Gentlemen:

I am presenting for your review a balanced budget totalling \$35,615,562 which achieves the goal of continuing the existing high level of service within existing funding sources. Therefore, I am recommending that the City Council adopt a millage rate of 1.0017, which will provide the same amount of ad valorem tax revenue as the current year, exclusive of new construction which will provide \$42,600 in additional revenues. This is a reduction from last year's operating rate of 1.2024.

General Fund Operating Budget	\$12,210,500
Intergovernmental Services	(1,938,788)
Special Revenue	1,891,653
Water/Sewer Enterprise	11,722,444
Solid Waste Enterprise	2,676,662
City Dock Enterprise	550,019
Property Management/Lot Mowing Ent.	55,939
Non-enterprise Capital Improvements	5,532,949
Storm Water Drainage	954,153
Bay Management	<u>21,243</u>
	\$35,615,562

General Fund Budget

In order to continue to live up to its reputation as an effective and efficient government, the City of Naples must provide the level of service our citizens demand at a reasonable cost. This is not only accomplished through fiscal responsibility but through creating an environment for excellence through employee participation, continuing focus on a customer relations attitude, and meeting training needs.

The General Fund budget in the amount of \$12,210,500 proposes an increase in expenditures of \$767,187, or 6.7%. This includes a \$104,041 Contingency Fund to cover unknown costs and future price increases.

During the course of the budget review, departmental requests were reduced by \$1,413,655. Some costs considered unnecessary were eliminated and in some cases adjustments due to expenditure histories and updated cost information were made. Nevertheless, in all instances, the budgets submitted by departments exhibited the goal of holding the line on expenses.

Departmental Goals and Objectives

Of continuing importance is the goal to maintain public safety through support of sound and innovative law enforcement and fire service management. The Police Department is expected to respond to over 3,000 more calls for service in the coming fiscal year. By building on the improvements achieved through the accreditation process, law enforcement will keep pace with this demand.

The Fire Department will work to further improve the City's fire insurance rating which results in lower insurance premiums for both businesses and residents. To improve service in the southern portions of the City, the proposed budget provides for an increase of 11 firefighters to man an additional ladder truck at Station One. Because of the lead time in delivery of the equipment, we are proposing funding for only three months of personnel costs. Based on management study recommendations, there are also two battalion captains proposed to coincide with the new firefighters.

11 Firefighters (3 mos)	\$54,923
2 Battalion Captains (3 mos)	\$13,000

Based on the ever increasing demand upon recreational facilities and programs, we have set even higher goals for both the appearance and use of our parks and community centers. Through up-dating policies, procedure and performance standards, and through committing to capital projects, the Community Services Department expects to continue providing liesure services for a wide variety of tastes. Of course, the beach is one of the City's most important recreational areas, and patrol activities as well as beach maintenance will be fully funded through revenues from the beach parking program.

One of the keys to maintaining Naples' physical environment is sound planning. Through a waterfront design study, revision of subdivision regulations and standards, and development of a voluntary historic district ordinance, the Community Development Department intends to meet this demand. Also through computerization, the building permit and inspection process as well as contractor licensing and code enforcement will provide economies and enhanced service to the public.

Other concerns for the City's environment are being addressed through programs like recycling which now includes newspapers, aluminum beverage cans, plastic jugs, office paper and cardboard boxes. Continued expansion of the water reuse system also conserves ground water through the use of treated effluent for irrigation of golf courses, medians and parks.

Utilities/Enterprise Budgets

The utilities and enterprise budgets encompass all services whose operations are funded entirely from user fees. These operations include the water and sewer utilities, solid waste operation, storm water drainage, beach parking, the City Dock and the lot mowing operation. These budgets total \$15,959,217 which includes \$1,187,300 for water and sewer utility capital improvements. The most significant increases are associated with expanding the availability of sewer service within our service area now that the plant capacity is available.

Capital Improvement Program

The non-enterprise capital improvement budget is \$5,532,949. This includes \$1,160,639 in utility tax capital projects and \$936,773 in debt

service for outstanding utility tax bonds. This also includes storm water capital projects of \$690,900. There is also an estimate of \$3,435,537 in projects that will require special funding. The proposed budget also incorporates the use of \$200,000 in new impact fees anticipating an agreement with Collier County for road impact fees and implementing a fire and police service impact fee.

Intergovernmental Services


This \$1,938,788 appropriation contains equipment management, utility maintenance and data processing functions. It is shown as a memo figure because it is already contained within the appropriation for each user department. Intergovernmental service this year for utility maintenance is in the amount of \$832,259 and provides a centralized maintenance force for all our utility operations. Those costs are identified in each of the utility operating budgets.

Conclusions and Recommendations

I believe that the budget as recommended wisely utilizes both the revenue available and a stable ad valorem tax levy to maintain a high level of service and accomplish worthwhile improvements. Although the goal of holding this line becomes increasingly difficult, we have been able thus far to both identify certain cost savings and to receive additional revenue from several sources.

As always, I acknowledge the substantial assistance I have received from the Finance Director, the department heads and division heads, and from my own staff. Their continued support through the fiscal year ahead will be vital to the achievement of our stated goals.

Respectfully submitted,



Franklin C. Jones
City Manager

DESCRIPTION OF THE BUDGET

FY 1990-91

BUDGET PROCESS

The steps in the City budget process are established by state statutes known as TRIM - Truth in Millage. The City Charter mandates that the Budget be prepared by September 1st of each year. The City Council holds three or four public workshops and two public hearings on the budget during the months of August and September.

A notice of proposed property taxes is then mailed to each property owner in August based on the tentative tax rate established by the Council. During August and September the Council may amend the tentative budget and millage based on discussions at the workshops and public hearings.

Prior to the commencement of the fiscal year or October 1st the property appraiser will certify the final tax roll and the City Council will set the final millage rate and budget.

BUDGET BOOK FORMAT & POLICY

The budget is organized by fund, department, and division which is reflected in the table of contents.

Budget instructions given to each department are prepared in accordance with budget policies established in the City Charter and also the time tables set forth in the TRIM statute. The budget is presented in a program performance format. Included are goals, objectives and activity measures for each department which describe City programs and clarify responsibilities. The budget is adopted on a basis consistent with generally accepted accounting principles. All annual appropriations lapse at fiscal year end.

Budgetary control is maintained over appropriations by use of monthly revenue & expenditure reports which compare budgeted appropriations with actual expenditures and encumbrances. Estimated revenues are also compared to actual revenues on a monthly basis. Once every quarter, all departments are required to submit year end estimates. These are reviewed by the City Manager and the Finance Director for any deviances from the current budget. If necessary, corrective action is taken at this time.

BUDGET AMENDMENT PROCESS

Budget amendments are made once each year by City Council. Transfers are made from the Contingency Fund into those departments where funds are needed to cover such items as salary, fringe benefit, and operating cost increases. Transfer amounts are prepared and presented by the Finance Department for approval by City Council.

FY'91 BUDGET

The purpose of this budget document is to present a proposed balanced budget to the City Council, the public and the media. Public hearings to review the budget will be held in City Council Chambers, 735 Eighth Street South on September 5th and September 19th at 5:30 P.M.

BASIS OF ACCOUNTING:

The accounting and financial treatment applied to a fund is determined by its measurement focus. All governmental funds are accounted for using a current financial resources measurement focus. With this measurement focus, only current assets and current liabilities generally are included on the balance sheet. Operating statements of these funds present increases (i.e., revenues and other financing sources) and decreases (i.e., expenditures and other financing uses) in net current assets.

All proprietary funds and pension trust funds are accounted for on a flow of economic resources measurement focus. With this measurement focus, all assets and all liabilities associated with the operation of those funds are included on the balance sheet. Fund equity (i.e., net total assets) is segregated into contributed capital and retained earnings components. Proprietary fund-type operating statements present increases (e.g., revenues) and decreases (e.g., expenses) in net total assets.

Governmental Funds

All Governmental Funds are accounted for using the modified accrual basis of accounting. Under the modified accrual basis, revenues are recognized when they become measurable and available as net current assets. Primary revenues including property taxes, intergovernmental revenues, and interest, are treated as susceptible to accrual under the modified accrual basis. Licenses and permits, charges for services, fines and forfeitures, and miscellaneous revenues (except investment earnings) are recorded as revenues when received in cash because they are generally not measurable until actually received.

Investment earnings are recorded as earned since they are measurable and available. Expenditures are generally recognized under the modified accrual basis of accounting when the related fund liability is incurred. Exceptions to this general rule include: (1) principal and interest on general long-term debt which is recognized when due; (2) a percentage of sick pay amounts which are not accrued and (3) certain inventories of supplies which are considered expenditures when purchased.

The City reports deferred revenue on its combined balance sheet. Deferred revenues arise when a potential revenue does not meet both the "measurable" and "available" criteria for recognition in the current period. Deferred revenues also arise when resources are received by the government before it has a legal claim to them, as when grant monies are received prior to the incurrence of qualifying expenditures. In legal claim to the resources, the liability for deferred revenue is removed from the combined balance sheet and revenue is recognized.

Proprietary Funds

All Proprietary Funds are accounted for using the accrual basis of accounting. Their revenues are recognized when they are earned, and their expenses are recognized when they are incurred.

FUND TYPES & OPERATIONS

The City utilizes the State of Florida Uniform Chart of Accounts for all account names, numbers, and reporting purposes.

General Fund - City wide operations funded by property taxes, franchise taxes, State shared revenues, court fines, and other general revenues.

Capital Projects Fund - Utility taxes and gas taxes which are used to construct roads, parks, and public facilities.

Enterprise Fund - Like a private business, the costs of providing goods and services are financed by user fees (i.e., water, sewer, solid waste, lot mowing, beach parking, and the City dock).

Internal Service Fund - This fund is used to account for the financing of goods or services provided by one department of the City to other departments on a cost reimbursement basis (i.e., risk management, data processing, and equipment management).

APPROPRIATIONS:

Expenditures are controlled at the appropriation unit level so each department head may spend up to the amount authorized in the following categories:

Personal Services - Employee salary and fringe benefits

Operating Expenses - The cost of supplies, travel, contracts, maintenance, utilities, printing, etc.

Capital Outlay - Includes furniture, fixtures, and such equipment as computer printers, electronic typewriters, etc. with an estimated life of more than one year and an acquisition cost of \$500 or more.

REVENUES:

The revenue assumptions on which the City of Naples budget is based reflect recently annexed property, state estimates, and historical information for forecasting future revenues. Major revenue sources are ad valorem taxes, franchise taxes, State shared revenues, and fines and forfeitures. The assumptions used for projecting revenue from recently annexed properties are done mainly on a per capita basis. This has proven to be an accurate way for us to determine expected revenues based on past revenues per capita.

State estimates are provided municipalities for State revenue sharing, gas tax, cigarette tax, and sales tax. The State provides these estimates to cities and counties through the Advisory Council on Intergovernmental Relations. They have proven to be very accurate over the years and consequently we have confidence in their figures.

Our other form of revenue estimation comes from historical records. I base many of my forecasts on at least five prior years of revenue history. This has also proven to be a very accurate method of predicting our revenues.

The projected increases/decreases in each of these revenue sources are:

<u>Revenue Source</u>	<u>Percent</u>
Ad Valorem Taxes	1.0
Franchise Fees	9.0
State Shared Revenues	5.8
Fines and Forfeitures	51.5

Ad valorem tax revenue reflects the City Council's policy to levy the rollback rate or a lesser millage than the year before that generates the same revenue due to increased assessed property valuations.

Franchise fees are generated by a tax on electricity of 6%, a tax on telephone of 1%, and a tax on cable television of 3%. These taxes are permitted by state statutes and are levied by local ordinances.

State shared revenues are revenues levied by one government but shared on a predetermined basis, often in proportion to the amount collected at the local level, with another government or a class of governments.

Fines and forfeitures are received from the violations of City ordinances. These range from moving violations to various infractions of our beach ordinances.

CAPITAL IMPROVEMENT ELEMENT

The FY 90/91 budget includes funding for the first year of the City's five year Capital Improvement Budget. Projects in the Capital Improvement Element account for \$5,092,487 of the City's total \$32,167,810 budget.

The five year plan is designed to provide roads, water & sewer projects, drainage and facilities to meet our expanded service needs due to growth and annexation.

New road construction is funded by gas taxes. Water & sewer projects are funded by bond issues, user fees and impact fees. Sanitation equipment and projects are funded by users fees while the balance of the Capital Improvement Element is funded by utility taxes.

The City Charter mandates that a five year Capital Improvement Budget be submitted to Council by June 1st of each year and the budget shall contain:

- (a) A clear summary of its contents.
- (b) A list of all capital improvements which are proposed to be under-taken during the five fiscal years next ensuing.
- (c) Cost estimates and recommended time schedules.

DEBT SERVICE

Debt service is the payment of principal and interest on borrowed funds. Funds are borrowed through revenue bond issues. The City has no General Obligation issues as they were paid in full May 1988. Our revenue bond issues pledge a specific and limited revenue source.

Three of our bond issues are supported by utility taxes and these funds were used principally for roads and drainage.

We also have three outstanding water & sewer revenue bonds. These funds were used to expand our water and sewer plants and develop a recycled water program.

A summary of the total annual debt service requirements for all bond issues outstanding and notes payable as of September 30, 1990, consisting of interest payments of \$24,635,196 and principal payments of \$32,009,565, is as follows:

Year Ended September 30 9/30	<u>LONG TERM DEBT</u>		<u>PROPRIETARY FUNDS</u>		<u>Total</u>
	Revenue Bonds	Notes	Revenue Bonds	Notes	
1991	\$757,868	\$353,097	\$2,555,373	\$159,054	\$3,825,392
1992	764,357	342,041	2,549,613	159,054	3,815,065
1993	769,249	304,396	2,550,000	92,307	3,715,952
1994	752,670	166,853	2,555,760	73,828	3,549,111
1995-99	3,811,830	477,059	12,761,863	319,920	17,370,672
2000-04	3,251,516	-	12,752,298	-	16,003,814
2005-09	1,066,560	-	7,298,195	-	8,364,755
	\$11,174,050	\$1,643,446	\$43,023,102	\$804,163	\$56,644,761

The debt service for the proprietary funds was used to finance our water, wastewater, and effluent reuse systems. Our infrastructure for these systems will serve our need until at least the year 2000.

Our revenue bonds were sold to finance many street projects as well as for a public safety building and canal dredging.

The City has no plans at this time to sell more bonds, however, if interest rates drop low enough we would refinance some existing bonds.

PROPERTY TAXES

City of Naples Example:

Average Household Assessed Value	\$175,500
Homestead Exemption	(25,000)
Taxable Value	\$150,500
City Millage	1.0017

Taxes Levied (per average household) \$150.75

City Taxable Value \$3,674,489,265

Millage rate 1.0017

Total City taxes levied \$3,680,735

Adopted City Millage rate 1.0017

Rollback rate 1.0017

Percent of tax increase -0-

Summary of Ad Valorem Taxes:

	<u>Millage Rate</u>	<u>% Increase</u>
City Wide	1.0017	-0-

Example for average homeowner:

	<u>FY89/90</u>	<u>FY90/91</u>	<u>\$ Increase</u>
City Wide	\$180.36	\$175.80	< \$4.56 >

Fund
Balances
and
Revenues

July 19, 1990

REVENUE -ALL OPERATING FUNDS

FUND/Source	ACTUAL 1988-89 -----	BUDGETED 1989-90 -----	RECOMMENDED 1990-91 -----
GENERAL			
Taxes	2,912,652	3,970,130	4,120,300
Licenses/Permits	716,229	636,300	671,000
Franchises	1,619,993	1,703,000	1,857,000
Charges for Services	808,932	874,050	949,000
Fines & Forfeitures	303,936	369,000	559,000
Recreation	412,600	387,000	436,000
State & Federal Shared Revenue	2,250,522	2,300,000	2,433,200
Miscellaneous	1,395,658	986,833	1,185,000
From Fund Balance	0	217,000	0
Subtotal	10,420,522	11,443,313	12,210,500
BEACH PARKING			
County Share	99,524	115,047	216,062
Meter Collections	238,505	280,000	295,000
City Fines	146,645	150,000	160,000
Subtotal	484,674	545,047	671,062
MOORINGS BAY DISTRICT			
Ad Valorem Taxes	131,348	133,650	161,750
EAST NAPLES BAY DISTRICT			
Ad Valorem Taxes	40,678	42,154	56,750
BAY MANAGEMENT			
	0	0	21,243
STREETS/TRAFFIC IMPROVEMENT			
Gas Tax	0	0	527,000
Road Impact	0	0	200,000
Transfer from General	0	0	179,063
Transfer from Stormwater	0	0	74,465
Subtotal	0	0	980,528
EQUIPMENT MAINTENANCE **			
Garage	876,744	901,126	967,961
WATER/SEWER			
Water Operating Revenue	4,970,713	5,681,000	5,937,000
Sewer Operating Revenue	3,965,697	4,288,000	4,416,250
Water Non-operating	1,551,865	616,798	411,451
Sewer Non-operating	0	1,161,503	957,743
Subtotal	10,488,275	11,747,301	11,722,444
WATER/SEWER MAINTENANCE **			
Building/Lift Station Maintenance	688,580	722,853	832,259

July 19, 1990

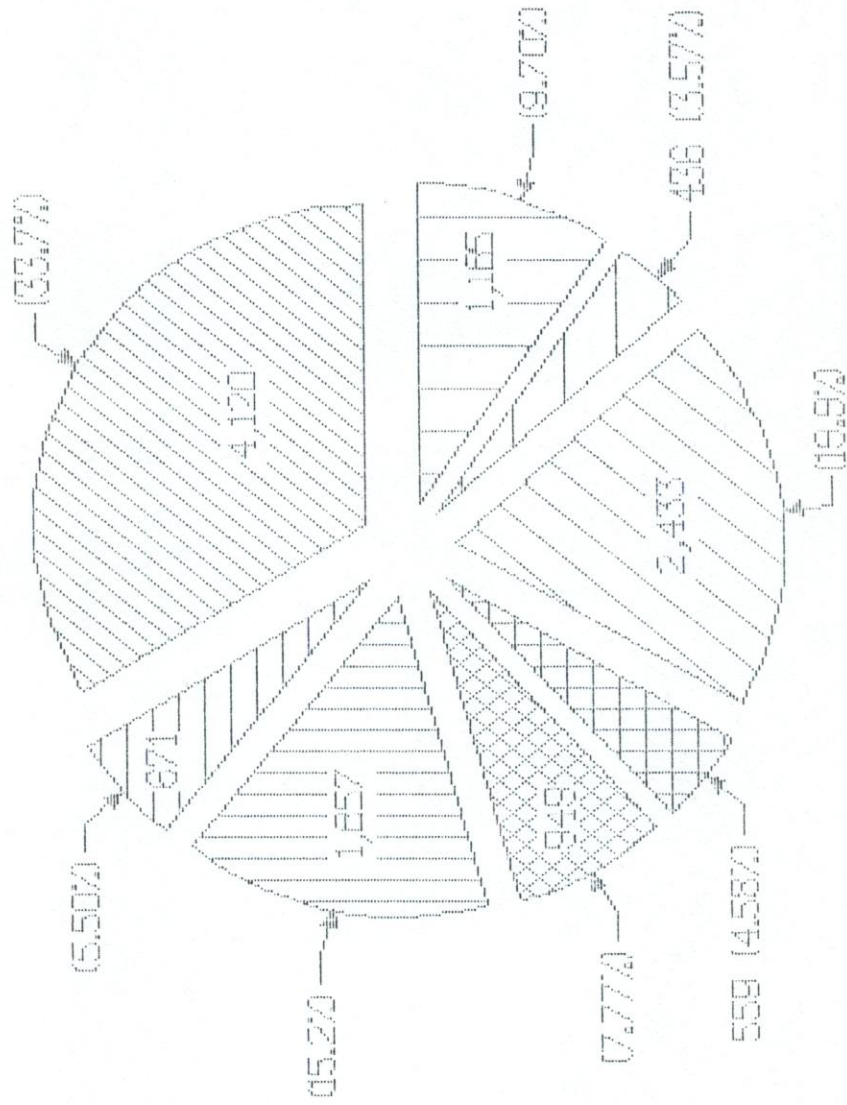
REVENUE -ALL OPERATING FUNDS

FUND/Source	ACTUAL 1988-89 -----	BUDGETED 1989-90 -----	RECOMMENDED 1990-91 -----
PROPERTY MANAGEMENT			
Lot Mowing Revenue	18,144	53,055	51,939
Lot Clearing Revenue	2,913	6,340	4,000
Subtotal	21,057	59,395	55,939
SOLID WASTE			
Garbage & Trash Fees	2,660,573	2,538,114	2,636,662
Recycling Revenue	30,852	35,000	35,000
Special Pick-up Fees	3,946	4,000	5,000
Subtotal	2,695,371	2,577,114	2,676,662
CITY DOCK			
Dock Rent	155,929	170,000	187,019
Fuel Sales	378,711	320,000	330,000
Bait Sales	17,487	18,000	18,000
Miscellaneous Revenue	22,149	15,000	15,000
Subtotal	574,276	523,000	550,019
STORM WATER UTILITIES	0	722,500	954,153
DATA PROCESSING **			
Central Data Fees	70,415	75,000	83,141
Water Data Fees	24,833	39,833	27,714
Sewer Data Fees	24,833	39,833	27,714
Subtotal	120,081	154,666	138,569
CAPITAL IMPROVEMENT	2,609,302	4,076,242	5,554,512
GRAND TOTAL	26,541,606	31,869,716	35,615,562

** NOT INCLUDED IN GRAND TOTAL

GENERAL FUND REVENUES

FY 1990-91



- TAXES
- FRANCHISE FEES
- FINES & FORFEITURES
- RECREATION
- FEES & LICENSES
- SERVICES
- STATE & FEDERAL SHARED
- MISCELLANEOUS

July 19, 1990

CITY OF NAPLES

REVENUE DETAIL
FOR THE FISCAL YEAR 1990-91

DEPARTMENT: GENERAL FUND

CLASSIFICATION	ACTUAL 1987-88	ACTUAL 1988-89	ACTUAL 6/30/90	ESTIMATED 1989-90	BUDGETED 1989-90	RECOMMENDED 1990-91	APPROVED 1990-91
CLASSIFICATION							
Ad Valorem Tax	2,222,637	2,610,359	3,490,986	3,550,630	3,570,630	3,607,100	
Gas Tax	250,751	282,368	248,410	340,000	380,000	493,700	
Tax Penalties	2,722	2,911	2,094	3,000	3,000	3,000	
Mobile Homes Tax	1,077	1,930	1,166	1,500	1,500	1,500	
Fuel Tax Refund	14,505	15,084	11,508	13,000	15,000	15,000	
Subtotals	2,491,692	2,912,652	3,754,164	3,908,130	3,970,130	4,120,300	
FEES & LICENSES							
Occupational Licenses	163,159	177,463	151,664	180,000	180,000	185,000	
Building Permits	224,631	444,507	278,962	370,000	350,000	370,000	
Engineering Permits	825	725	450	1,000	1,800	1,000	
Liquor and Beer Licenses	27,692	29,917	28,709	30,000	30,000	30,000	
Contractors Exam	17,072	46,027	39,128	60,000	60,000	65,000	
Zoning Fees	15,575	17,590	19,004	20,000	14,500	20,000	
Subtotals	448,954	716,229	517,917	661,000	636,300	671,000	
FRANCHISES							
Florida Power & Light	1,415,182	1,484,000	1,041,552	1,625,000	1,550,000	1,700,000	
Telephone	32,941	35,975	30,467	40,000	38,000	42,000	
Palmer Cablevision	87,046	100,018	103,904	103,904	115,000	115,000	
Subtotals	1,535,169	1,619,993	1,175,923	1,768,904	1,703,000	1,857,000	
SERVICES							
Xerox Copies	2,128	2,669	3,132	3,300	3,000	3,000	
Maps & Codes	6,066	8,271	4,713	6,000	6,000	6,000	
Election Fees	125	0	325	325	250	0	
Fingerprinting, False Alarms, Reports	3,128	2,127	22,623	26,000	2,000	40,000	
Administration Services	773,410	795,865	647,082	862,800	862,800	900,000	
Subtotals	784,857	808,932	677,875	898,425	874,050	949,000	

July 19, 1990

CITY OF NAPLES

REVENUE DETAIL
FOR THE FISCAL YEAR 1990-91

DEPARTMENT: GENERAL FUND

	ACTUAL 1987-88	ACTUAL 1988-89	ACTUAL 6/30/90	ESTIMATED 1989-90	BUDGETED 1989-90	RECOMMENDED 1990-91	APPROVED 1990-91
FINES & FORFEITURES							
City School Crossing Fines	20,765	17,032	23,354	28,000	15,000	30,000	
City Fines	64,848	30,822	27,492	32,000	40,000	60,000	
Police Training	14,576	12,905	17,738	20,000	14,000	19,000	
County Court Fines	272,610	243,177	310,540	380,000	300,000	450,000	
Subtotals	372,799	303,936	379,124	460,000	369,000	559,000	
RECREATION							
Lowdermilk Park	70,940	94,772	80,815	90,000	85,000	95,000	
Tennis Courts	65,510	72,497	80,832	83,000	83,000	102,000	
Tennis Court Lights	1,207	1,688	1,977	2,000	2,000	2,000	
Miscellaneous	20,452	47,534	37	40,000	15,000	25,000	
Racquetball	158	170	31,695	500	500	500	
Fishing Pier	190,909	183,410	188,030	205,000	190,000	200,000	
Vending Machines	5,777	11,289	5,420	10,000	10,000	10,000	
Naples Landing Dock	1,150	1,240	1,220	1,500	1,500	1,500	
Subtotals	356,103	412,600	390,026	432,000	387,000	436,000	
STATE & FEDERAL SHARED REVENUE							
Cigarette Tax	338,600	319,798	217,365	325,000	350,000	320,900	
State Revenue Sharing	479,609	484,446	309,806	470,000	500,000	492,000	
5th Cent Sales for General Use	1,339,374	1,446,278	1,064,686	1,450,000	1,450,000	1,620,300	
Subtotals	2,157,583	2,250,522	1,591,857	2,245,000	2,300,000	2,433,200	
MISCELLANEOUS							
Parking	66,676	58,425	40,552	50,000	65,000	60,000	
Interest Earned	100,099	114,158	84,265	95,000	75,000	75,000	
Other Income	236,137	583,300	235,200	250,000	196,833	200,000	
Utility Surcharge	568,888	639,775	469,053	625,000	650,000	850,000	* IF RATE INCREASE
Beginning Cash Balance	0	0	0	217,000	217,000	0	
Subtotals	971,800	1,395,658	829,070	1,237,000	1,203,833	1,185,000	
GRAND TOTAL	9,118,957	10,420,522	9,315,956	11,610,459	11,443,313	12,210,500	

July 19, 1990

WATER SYSTEM OPERATING REVENUE

	ACTUAL 1987-88	ACTUAL 1988-89	ACTUAL 6-30-90	ESTIMATED 1989-90	BUDGETED 1989-90	RECOMMENDED 1990-91
WATER SALES	\$5,150,126	\$4,701,800	\$3,577,182	\$4,800,000	\$5,450,000	\$5,796,000
HYDRANT SERVICE	2,627	0	767	2,000	3,000	3,000
TAPPING FEES	194,992	222,973	72,045	100,000	180,000	100,000
INSTALLATION FEES	11,365	12,375	10,990	12,000	12,000	12,000
CONNECTION CHARGES	0	32,013	27,144	35,000	35,000	25,000
MISCELLANEOUS	48,055	1,552	45,552	47,000	1,000	1,000
TOTAL	\$5,407,165	\$4,970,713	\$3,733,680	\$4,996,000	\$5,681,000	\$5,937,000

July 19, 1990

SEWER SYSTEM OPERATING REVENUE

	ACTUAL 1987-88	ACTUAL 1988-89	ACTUAL 6-30-90	ESTIMATED 1989-90	BUDGETED 1989-90	RECOMMENDED 1990-91
SERVICE CHARGES	\$3,514,506	\$3,960,617	\$3,120,890	\$4,162,000	\$4,275,000	\$4,403,250
CONNECTION CHARGES	4,369	2,640	7,675	10,000	10,000	10,000
INSPECTION CHARGES	1,920	2,440	1,360	2,000	3,000	3,000
TOTAL	\$3,520,795	\$3,965,697	\$3,129,925	\$4,174,000	\$4,288,000	\$4,416,250

REVISED 9/19/90

UTILITY TAX REVENUE

	ACTUAL 87-88	ACTUAL 88-89	BUDGET 89-90	ACTUAL 3/31/90	ESTIMATED TO 9/30/90	90-91	91-92	92-93	93-94	94-95
FLORIDA POWER & LIGHT	1,382,012	1,543,267	1,668,000	662,417	1,668,000	1,718,000	1,769,000	1,822,000	1,877,000	1,933,000
UNITED TELEPHONE SYSTEM	216,212	248,459	277,000	137,917	277,000	282,000	287,000	292,000	297,000	302,000
OTHER (PROPANE)	72,932	71,117	76,000	44,331	76,000	78,000	80,000	82,000	84,000	86,000
SUBTOTAL	1,671,156	1,862,843	2,021,000	844,665	2,021,000	2,078,000	2,136,000	2,196,000	2,258,000	2,321,000
GAS TAX	585,086	658,859	579,000	218,796	579,000					
INTEREST	73,996	86,144	195,000	56,580	195,000	75,000	75,000	75,000	75,000	75,000
OTHER	421,882	1,455		1,603	2,000					
LOAN PROCEEDS		1,955,648								
ROAD IMPACT FEES						200,000	225,000	250,000	275,000	300,000
OTHER IMPACT FEES										
SURPLUS (BEGINNING CASH)	1,398,676	691,486	2,376,398	2,376,398	-267,433	-24,555	-1,371,641	-2,044,105	-2,238,580	
TOTAL AVAILABLE	4,150,796	5,256,435	5,171,398	1,121,644	5,173,398	2,085,567	2,411,445	1,149,359	563,895	457,420
REVENUES UTILIZED FOR EXPENSES	3,459,310	2,880,037	5,179,090	1,504,444	5,440,831	2,110,122	3,783,086	3,193,464	2,802,475	1,896,965

a:\9lutiltax

Budget Totals

-----BUDGET TOTALS-----	1989-90 BUDGET		FY 1990-91 CITY MANAGER RECOMMENDS		FY 1990-91 CITY COUNCIL APPROVES	
	DIVISION	DEPARTMENT	DIVISION	DEPARTMENT	DIVISION	DEPARTMENT
GENERAL FUND:						
Mayor and City Council		155,769		172,080		172,080
City Attorney		341,134		141,769		141,769
City Clerk		133,347		137,075		137,075
City Manager:		473,315		479,005		479,005
Manager	262,025		292,676		292,676	
Personnel	188,672		186,329		186,329	
Community Development:		616,559		804,894		804,894
Building & Zoning	334,454		393,492		393,492	
Planning	282,105		380,807		380,807	
Natural Resources			30,595		30,595	
Community Services:		2,494,857		2,748,246		2,746,851
Administration	88,809		104,389		104,389	
Lowdermilk	82,680		88,511		88,511	
Municipal Fishing Pier	175,981		180,290		180,290	
Tennis	82,270		92,998		92,998	
Parks & Parkways	1,425,445		1,621,324		1,619,929	
Recreation	639,672		660,734		660,734	
Engineering:		729,677		691,409		691,409
Administration & Design	147,661		0		0	
Streets & Drainage	169,084		0		0	
Traffic Control	412,932		398,708		398,708	
Transfers			292,701		292,701	
Finance:		437,884		484,974		484,974
Accounting	236,397		235,275		235,275	
Customer Service	106,456		134,516		134,516	
Purchasing	95,031		115,183		115,183	
Fire:		1,659,234		2,092,926		2,092,926
Administration	279,144		318,946		318,946	
Operations	1,261,367		1,633,702		1,633,702	
Fire Prevention	118,723		140,278		140,278	
Parking Operation		23,100		7,700		7,700
Police:		3,736,076		4,211,223		4,211,223
Administration	184,308		202,647		202,647	
Criminal Investigation	649,925		738,242		738,242	
Patrol	1,786,683		2,012,797		2,012,797	
Services	1,115,160		1,257,537		1,257,537	
Non-departmental		162,361		134,238		134,238
Debt Service		0		0		0
Contingency		480,000		104,961		106,356
GENERAL FUND TOTAL		11,443,313		12,210,500		12,210,500

----BUDGET TOTALS----	1989-90 BUDGET		FY 1990-91 CITY MANAGER RECOMMENDS		FY 1990-91 CITY COUNCIL APPROVES	
	DIVISION	DEPARTMENT	DIVISION	DEPARTMENT	DIVISION	DEPARTMENT
UTILITY TAX FUND:		4,216,143		2,144,122**		2,110,122
Capital Improvement Program	3,237,577		1,207,349		1,173,349	
Debt Service	978,566		936,773		936,773	
H.U.D. Projects	0		0		0	
SPECIAL REVENUE FUNDS:		822,147		1,857,190		1,878,753
Beach Parking	545,047		671,062		692,625	
Beach Capital Improvements			0		0	
Moorings Bay District	185,350		161,750		161,750	
East Naples Bay District	91,750		56,750		56,750	
Streets/Traffic Improvements			254,076		254,076	
Streets Capital Improvements			713,552		713,552	
INTERGOVERNMENTAL SERV. FUND:*		1,752,963		2,018,588		1,937,288
Data Processing	128,984		138,568		138,568	
Equipment Management	901,126		967,961		967,961	
Utility Maintenance	722,853		830,759		830,759	
Utility Maintenance - Capital	0		81,300		0	
Dock Operations		498,504		550,019		550,019
Dock Capital Improvements		0		0		0
Property Management		55,895		55,939		55,939
Capital Improvements		3,500		0		0
Solid Waste Operations		2,242,214		2,321,187		2,321,187
Capital Improvements		335,200		353,450		353,450
UTILITIES:		11,747,300		11,722,444		11,722,444
Administration	4,400,254		4,638,070		4,638,070	
Water	3,301,026		3,531,810		3,531,810	
Sewer	2,120,051		2,365,264		2,365,264	
Capital Improvements	1,925,969		1,187,300		1,187,300	
Storm Sewer Drainage			263,253	954,153	248,553	939,453
Drainage Capital Improvements		722,500	690,900		690,900	
Bay Management District				21,243		21,243
OTHER FUNDS		20,643,403		19,979,747		19,952,610
GRAND TOTAL		32,086,716		32,190,247		32,163,110

*Included in other funds

** This is less due to taking streets out of C.I.P. and listing under Special Revenue

AUTHORIZED POSITIONS
(EXCLUDING ELECTED OFFICIALS, COUNCIL APPOINTEES & TEMPORARY EMPLOYEES)

DEPARTMENT/Division -----	1989-90 REGULAR -----	1989-90 PART-TIME -----	1990-91 REGULAR -----	1990-91 PART-TIME -----
MAYOR & CITY COUNCIL	1	0	1	0
CITY ATTORNEY	1	0	1	0
CITY MANAGER				
Administration	7	0	6	0
City Clerk	2	2	2	2
Personnel	5	0	5	0
Non-departmental	0	0	1	1
TOTAL	14	2	14	3
COMMUNITY DEVELOPMENT				
Building & Zoning	10	0	10	0
Planning	8	0	8	0
Natural Resources	1	0	1	0
TOTAL	19	0	19	0
COMMUNITY SERVICES				
Administration	2	0	2	0
Parks & Parkways/Prop. Mgt.	55	0	55	0
Recreation	22	4	20	1
City Dock	3	0	3	0
Pier	2	4	2	2
Lowdermilk Park	2	1	2	1
Tennis	1	3	1	3
TOTAL	87	12	85	7
TRAFFIC CONTROL	4	0	4	0
FINANCE				
Administration/Accounting	7	0	7	0
Customer Services	3	0	3	0
Data Processing	2	0	2	0
Purchasing	2	0	2	0
TOTAL	14	0	14	0
FIRE				
Administration	6	0	6	0
Prevention	4	0	4	0
Operations	43	0	56	0
TOTAL	53	0	66	0
POLICE				
Administration	3	1	3	1
Operations	69	6	61	6
Criminal Investigations	22	1	22	1
Services	30	2	30	2
TOTAL	124	10	116	10

AUTHORIZED POSITIONS
(EXCLUDING ELECTED OFFICIALS, COUNCIL APPOINTEES & TEMPORARY EMPLOYEES)

DEPARTMENT/Division -----	1989-90 REGULAR -----	1989-90 PART-TIME -----	1990-91 REGULAR -----	1990-91 PART-TIME -----
BEACH PARKING	0	0	10	5
STREETS/TRAFFIC IMPROVEMENTS	17	0	18	0
UTILITIES				
Administration & Engineering	12	0	12	0
Equipment Management	13	1	13	1
Solid Waste				
Commercial	8	0	8	0
Residential	16	1	16	1
Trash	9	0	8	0
Recycling	3	0	3	0
TOTAL SANITATION	36	1	35	1
Water System				
Water Production	18.5	0	18	0
Water Distribution	27.5	0	27.5	0
TOTAL WATER SYSTEM	46	0	45.5	0
Wastewater System				
Wastewater Treatment	22.5	0	22	0
Wastewater Collection	17.5	0	17.5	0
Maintenance	12	0	12	0
TOTAL WASTEWATER SYSTEM	52	0	51.5	0
TOTAL	159	2	157	2
 GRAND TOTAL	 493	 26	 505	 27

**Mayor
&
Council**

MAYOR & CITY COUNCIL

SECRETARY TO MAYOR & CITY COUNCIL

*** 1991 ANNUAL BUDGET ***

* GENERAL FUND	MAYOR AND CITY COUNCIL		MAYOR AND CITY COUNCIL		FISCAL YEAR ENDING 09-30-91				
* CLASSIFICATION	87-88 ACTUAL	88-89 ACTUAL	CURRENT YEAR BUDGET	COST TO COMPLETE TO 09-30-90	DEPARTMENT REQUEST	RECOMMENDED BY THE MANAGER	COUNCIL APPROVED		
* 001-01-01-511-120									
* REGULAR SALARIES	26,235.49	29,366.40	28,628.00	29,682	31,061	31,061	31,061		31,061
* 001-01-01-511-130									
* OTHER SALARIES AND WAGES	90,000.00	90,000.00	90,000.00	90,000	90,000	90,000	90,000		90,000
* 001-01-01-511-140									
* OVERTIME	0.00	89.77	0.00	0	0	0	0		
* 001-01-01-511-250									
* EMPLOYER PAYROLL EXPENSES	17,442.34	22,125.92	23,351.00	25,230	31,265	30,614	30,614		30,614
* 001-01-01-511-290									
* GENERAL & MERIT INCREASE	0.00	0.00	0.00	0	1,630	1,630	1,630		1,630

* PERSONAL SERVICES	133,677.83	141,582.09	141,979.00	144,912	153,956	153,305	153,305		153,305

* 001-01-01-511-310									
* PROFESSIONAL SERVICES	10,800.00	9,000.00	10,800.00	2,700	0	0	0		
* 001-01-01-511-390									
* AUTO MILEAGE	242.40	265.40	500.00	800	525	525	525		525
* 001-01-01-511-400									
* TRAVEL AND PER DIEM	1,840.63	1,581.15	2,500.00	3,065	2,625	2,625	2,625		2,625
* 001-01-01-511-410									
* COMMUNICATION SERVICE	359.90	290.21	400.00	500	620	620	620		620
* 001-01-01-511-460									
* REPAIR & MAINTENANCE SERVICES	41.25	41.25	200.00	200	200	200	200		200
* 001-01-01-511-470									
* PRINTING & BINDING	6,601.90	12,485.62	6,000.00	8,200	9,860	9,860	9,860		9,860
* 001-01-01-511-490									
* OTHER CURRENT CHARGES & OBLIG	801.65	2,597.86	3,100.00	3,100	3,255	3,255	3,255		3,255
* 001-01-01-511-510									
* OFFICE SUPPLIES	316.39	513.90	500.00	1,100	1,100	1,100	1,100		1,100
* 001-01-01-511-540									
* BOOKS,PUBLICATIONS,SUBS & MEM	1,139.57	0.00	140.00	400	140	140	140		140

*** 1991 ANNUAL BUDGET ***

GENERAL FUND	MAYOR AND CITY COUNCIL		MAYOR AND CITY COUNCIL		FISCAL YEAR ENDING 09-30-91				
CLASSIFICATION	87-88 ACTUAL	88-89 ACTUAL	CURRENT YEAR BUDGET	COST TO COMPLETE TO 09-30-90	DEPARTMENT REQUEST	RECOMMENDED BY THE MANAGER	COUNCIL APPROVED		
* 001-01-01-511-550									
* DUPLICATING CHARGES	375.40	371.40	450.00	450	450	450	450	450	450


* OPERATING EXPENSES	22,519.09	27,146.79	24,590.00	20,515	18,775	18,775	18,775	18,775	18,775

* 001-01-01-511-640									
* MACHINERY AND EQUIPMENT	1,301.85	0.00	0.00	0	0	0	0	0	0

* NON-OPERATING EXPENSES	1,301.85	0.00	0.00	0	0	0	0	0	0

* * DIVISION TOTALS *	157,498.77	168,728.88	166,569.00	165,427	172,731	172,080	172,080	172,080	172,080

City
Attorney



DEPARTMENTAL BUDGET DETAIL

FUND: GENERAL (001)
DEPARTMENT: CITY ATTORNEY

GOALS:

To provide legal services to the City Council and the departments under the City Council. Also to defend the City in litigation brought by or against the City.

OBJECTIVES:

1. To provide legal advice to the Council in an effort to reduce lawsuits filed against the City.
2. To defend or advocate the City's position in litigation.
3. To provide legal analysis of ordinances, resolutions, contracts, agreements, easements, leases, etc.
4. To provide legal assistance to all City officials when requested.

ACTIVITY MEASURES:

	<u>ACTUAL</u> <u>88/89</u>	<u>CURRENT</u> <u>89/90</u>	<u>FORECAST</u> <u>90/91</u>
Litigation cases filed	9	4	8
City Council meetings attended	50	47	50
PAB meetings attended	27	21	25
Code Enforcement Board meetings attended/agendas prepared	11	11	11
Meetings/conferences with citizens, staff, contractors, attorneys re: City business	1300 (25/wk)	1325	1352
Resolutions and Ordinances reviewed/prepared	462	309	465
Legal Opinion/written	50	42	56
Code Enforcement Board cases processed	82	88	95
Agreements, contracts, deeds, easements reviewed/prepared	416	425	450
Forfeiture proceedings	7	32	75
Liens filed by the City	9	5	14
False alarm fees processed for collection	10	3	7
Court Hearings and depositions attended	24	80	125
Bay Management Organization Technical Advisory Bd. meetings	N/A	3	12

*** 1991 ANNUAL BUDGET ***

GENERAL FUND	CITY ATTORNEY				CITY ATTORNEY			FISCAL YEAR ENDING 09-30-91			*	
	I	I	I	I	I	I	I	I	I	I	*	
CLASSIFICATION	I	I	I	I	CURRENT	COST TO	DEPARTMENT	RECOMMENDED	COUNCIL		*	
	I	87-88	88-89	I	YEAR	COMPLETE	REQUEST	BY THE	APPROVED		*	
	I	ACTUAL	ACTUAL	I	BUDGET	I	TO 09-30-90	I	MANAGER	I	*	
	I			I				I		I	*	

001-02-02-514-120	I			I				I		I	*	
REGULAR SALARIES	I	20,289.61	28,470.36	I	28,046.00	I	30,128	I	49,330	I	30,430	*
001-02-02-514-250	I			I				I		I	*	
EMPLOYER PAYROLL EXPENSES	I	4,291.95	5,226.28	I	5,388.00	I	5,750	I	10,735	I	6,026	*
001-02-02-514-290	I			I				I		I	*	
GENERAL & MERIT INCREASE	I	0.00	0.00	I	0.00	I	0	I	3,153	I	1,913	*

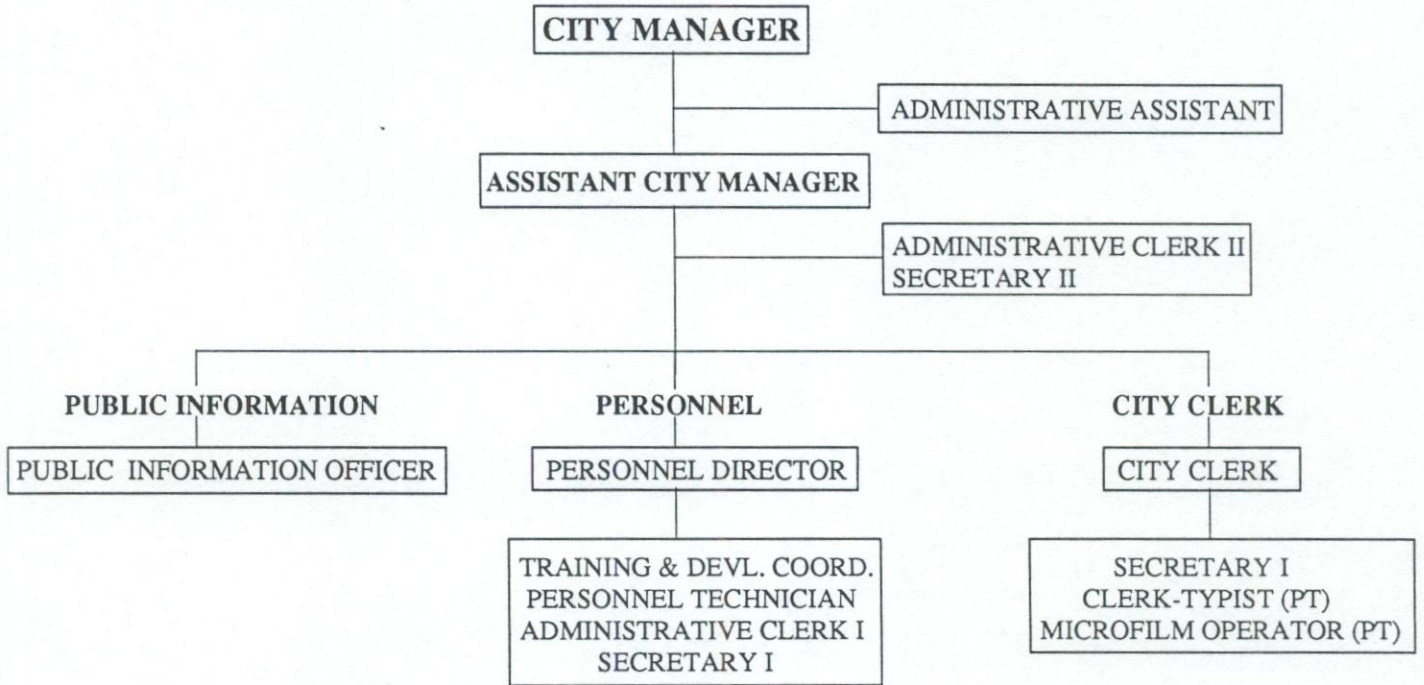
PERSONAL SERVICES	I	24,581.56	33,696.64	I	33,434.00	I	35,878	I	63,218	I	38,369	*

001-02-02-514-300	I			I				I		I	*	
OPERATING EXPENSES	I	0.00	0.00	I	0.00	I	0	I	250	I	250	*
001-02-02-514-310	I			I				I		I	*	
PROFESSIONAL SERVICES	I	58,051.18	53,923.27	I	64,000.00	I	64,000	I	70,000	I	70,000	*
001-02-02-514-340	I			I				I		I	*	
OTHER CONTRACTUAL SERVICES	I	8,251.81	14,689.28	I	12,000.00	I	350,000	I	80,000	I	15,000	*
001-02-02-514-400	I			I				I		I	*	
TRAVEL AND PER DIEM	I	3,223.89	4,872.86	I	3,000.00	I	6,000	I	5,000	I	5,000	*
001-02-02-514-410	I			I				I		I	*	
COMMUNICATION SERVICE	I	322.28	1,028.82	I	600.00	I	600	I	1,650	I	1,650	*
001-02-02-514-460	I			I				I		I	*	
REPAIR & MAINTENANCE SERVICES	I	101.85	180.00	I	700.00	I	400	I	500	I	500	*
001-02-02-514-480	I			I				I		I	*	
SCHOOL & TRAINING EXPENSE	I	1,353.74	1,842.24	I	1,800.00	I	1,800	I	2,000	I	2,000	*
001-02-02-514-490	I			I				I		I	*	
OTHER CURRENT CHARGES & OBLIG	I	280.00	570.90	I	2,500.00	I	2,500	I	2,500	I	2,500	*
001-02-02-514-495	I			I				I		I	*	
S.T.A.R. CHARGES & OBLIGATIONS	I	0.00	0.00	I	0.00	I	0	I	0	I		*
001-02-02-514-510	I			I				I		I	*	
OFFICE SUPPLIES	I	618.00	825.33	I	600.00	I	600	I	800	I	800	*
001-02-02-514-520	I			I				I		I	*	
OPERATING SUPPLIES	I	4,980.37	5,035.79	I	4,500.00	I	4,500	I	4,500	I	4,500	*

*** 1991 ANNUAL BUDGET ***

GENERAL FUND	CITY ATTORNEY		CITY ATTORNEY		FISCAL YEAR ENDING 09-30-91				
CLASSIFICATION	87-88 ACTUAL	88-89 ACTUAL	CURRENT YEAR BUDGET	COST TO COMPLETE TO 09-30-90	DEPARTMENT REQUEST	RECOMMENDED BY THE MANAGER	COUNCIL APPROVED		
001-02-02-514-540	1,018.85	816.00	500.00	976	800	800	800		800
BOOKS,PUBLICATIONS,SUBS & MEM									
001-02-02-514-550	848.70	273.44	500.00	500	400	400	400		400
DUPLICATING CHARGES									
OPERATING EXPENSES	79,050.67	84,057.93	90,700.00	431,876	168,400	103,400	103,400		103,400
001-02-02-514-640	635.00	0.00	0.00	0	600				
MACHINERY AND EQUIPMENT									
NON-OPERATING EXPENSES	635.00	0.00	0.00	0	600				
* DIVISION TOTALS *	104,267.23	117,754.57	124,134.00	467,754	232,218	141,769	141,769		141,769

City Manager



DEPARTMENTAL BUDGET DETAIL

FUND: GENERAL (001)
DEPARTMENT: CITY MANAGER

GOALS:

To provide executive leadership towards efficient and cost-effective service delivery to the citizens of Naples.

OBJECTIVES:

1. To promote excellence and quality in daily work activities.
2. To provide guidance and support for execution of departmental programs.
3. Continue executive/legislative joint strategic planning sessions.
4. Administer policies and programs established by City Council.
5. Develop an automated complaint tracking system.

ACTIVITY MEASURES:

	ACTUAL <u>88/89</u>	CURRENT <u>89/90</u>	FORECAST <u>90/91</u>
Budget	\$270,863	\$284,498	\$303,191
Personnel	6	7	7

*** 1991 ANNUAL BUDGET ***

GENERAL FUND										
	CITY MANAGER			CITY MANAGER - ADMIN			FISCAL YEAR ENDING 09-30-91			

	I	I	I	I	I	I	I	I	I	I
CLASSIFICATION	87-88	88-89	CURRENT	COST TO	DEPARTMENT	RECOMMENDED	COUNCIL			
	ACTUAL	ACTUAL	YEAR	COMPLETE	REQUEST	BY THE	APPROVED			
			BUDGET	TO 09-30-90		MANAGER				

001-04-04-512-120										
REGULAR SALARIES	203,474.42	207,869.97	210,938.00	236,177	243,689	243,689	243,689	243,689	243,689	
001-04-04-512-123										
SALARY SAVINGS	0.00	0.00	0.00	0	-6,000	-6,000	-6,000	-6,000	-6,000	
001-04-04-512-127										
LABOR ABATEMENTS	0.00	0.00	-20,332.00	-26,386	-26,386	-26,386	-26,386	-26,386	-26,386	
001-04-04-512-140										
OVERTIME	123.64	487.08	500.00	500	500	500	500	500	500	
001-04-04-512-250										
EMPLOYER PAYROLL EXPENSES	32,918.30	34,294.75	37,692.00	41,382	42,915	42,048	42,048	42,048	42,048	
001-04-04-512-255										
PAYROLL EXPENSES ABATEMENTS	-28,303.73	0.00	-1,887.00	-1,887	0					
001-04-04-512-290										
GENERAL & MERIT INCREASE	0.00	0.00	0.00	0	13,372	13,327	13,327	13,327	13,327	

PERSONAL SERVICES	208,212.63	242,651.80	226,911.00	249,786	268,090	267,178	267,178	267,178	267,178	

001-04-04-512-300										
OPERATING EXPENSES	52.75	746.87	400.00	2,800	200	200	200	200	200	
001-04-04-512-390										
AUTO MILEAGE	0.00	0.00	0.00	540	540	540	540	540	540	
001-04-04-512-400										
TRAVEL AND PER DIEM	7,021.09	5,154.65	3,470.00	4,387	3,335	3,335	3,335	3,335	3,335	
001-04-04-512-410										
COMMUNICATION SERVICE	1,137.51	1,274.39	1,400.00	1,400	4,694	4,694	4,694	4,694	4,694	
001-04-04-512-420										
TRANSPORTATION	5,400.00	3,336.00	3,279.00	3,279	3,279	3,279	3,279	3,279	3,279	
001-04-04-512-460										
REPAIR & MAINTENANCE SERVICES	75.90	428.34	600.00	500	500	500	500	500	500	
001-04-04-512-480										
SCHOOL & TRAINING EXPENSE	2,955.05	5,649.47	5,180.00	5,180	3,200	3,200	3,200	3,200	3,200	

*** 1991 ANNUAL BUDGET ***

* GENERAL FUND	CITY MANAGER		CITY MANAGER - ADMIN			FISCAL YEAR ENDING 09-30-91				*

* CLASSIFICATION	I	I	I	I	I	I	I	I	I	I
	87-88	88-89	CURRENT	COST TO	DEPARTMENT	RECOMMENDED	COUNCIL			
	ACTUAL	ACTUAL	YEAR	COMPLETE	REQUEST	BY THE	APPROVED			
			BUDGET	TO 09-30-90		MANAGER				

* 001-04-04-512-491	I	I	I	I	I	I	I	I	I	I
* ABATEMENTS- MATERIALS-SUPPLIES	0.00	0.00	0.00	0	0					
* 001-04-04-512-495	I	I	I	I	I	I	I	I	I	I
* S.T.A.R. CHARGES & OBLIGATIONS	0.00	30.00	300.00	150	200	200	200		200	
* 001-04-04-512-510	I	I	I	I	I	I	I	I	I	I
* OFFICE SUPPLIES	1,847.15	2,238.02	2,100.00	2,000	2,000	2,000	2,000		2,000	
* 001-04-04-512-540	I	I	I	I	I	I	I	I	I	I
* BOOKS,PUBLICATIONS,SUBS & MEM	2,230.28	1,276.58	1,700.00	1,839	1,800	1,800	1,800		1,800	
* 001-04-04-512-550	I	I	I	I	I	I	I	I	I	I
* DUPLICATING CHARGES	4,689.44	8,077.60	5,400.00	6,500	5,250	5,250	5,250		5,250	

* OPERATING EXPENSES	25,409.17	28,211.92	23,829.00	28,575	24,998	24,998	24,998		24,998	

* 001-04-04-512-640	I	I	I	I	I	I	I	I	I	I
* MACHINERY AND EQUIPMENT	0.00	0.00	1,285.00	0	500	500	500		500	

* NON-OPERATING EXPENSES	0.00	0.00	1,285.00	0	500	500	500		500	

* * DIVISION TOTALS *	233,621.80	270,863.72	252,025.00	278,361	293,588	292,676	292,676		292,676	

DEPARTMENTAL BUDGET DETAIL

FUND: GENERAL (001)
DEPARTMENT: CITY MANAGER
DIVISION: CITY CLERK

GOALS:

The City Clerk is the City's officially designated recordkeeping agency and is responsible for all public documents. The goal of this Department is to: (1) insure proper maintenance of City records for expedient and convenient accessibility by the public/staff; (2) insure that all documents are processed pursuant to legal procedures; (3) insure that applicable laws of the City of Naples and the State of Florida are upheld; and (4) insure that administration of the affairs of the City Clerk's Office are of a high standard of quality and integrity so that the conduct of the Office shall be above reproach and merit public confidence at all times.

OBJECTIVES:

1. To cross train Secretary I to provide backup and continuity in minute preparation.
2. Increase computer indexing of Council minutes to include the past ten (10) years with future indexing to include earlier years' minutes.
3. To complete an in-depth analysis of and make recommendations on centralized filing system for the City.
4. To complete a study on posting of bond coupons via computer.
5. Submit an analysis of the feasibility for a centralized location for distribution of forms, including clearer titles for some forms.

ACTIVITY MEASURES:

	<u>ACTUAL</u> <u>88/89</u>	<u>CURRENT</u> <u>89/90</u>	<u>FORECAST</u> <u>90/91</u>
Minute Distribution:			
Council Meetings Attended	60	50	55
Hours of Council Meetings	160	150	200
Pages of Final Minutes	1,200	800	1,100
Hours of Misc. Meetings	20	25	30
Microfilm Operation:			
Rolls of Film Processed	126	79	150
Pages Filmed	396,000	352,000	500,000
Copies of Reports by Page	725	2,569	2,700
Monies Collected:			
Xerox Copies/Dup. Tapes	2,300	1,200	1,500
Code/Charter Books & Supp.	1,800	2,300	2,500
Agenda Subscriptions	225	270	290
Administration:			
Legal Ads Published	160	171	190
Ordinances/Res. Processed	275	200	225

*** 1991 ANNUAL BUDGET ***

* GENERAL FUND	CITY CLERK				CITY CLERK		FISCAL YEAR ENDING 09-30-91				*

* CLASSIFICATION	I	I	I	I	I	I	I	I	I	I	*
	I	I	I	I	CURRENT	COST TO	DEPARTMENT	RECOMMENDED	COUNCIL		*
	I	87-88	88-89	I	YEAR	COMPLETE	REQUEST	BY THE	APPROVED		*
	I	ACTUAL	ACTUAL	I	BUDGET	TO 09-30-90	I	MANAGER	I		*
	I			I							*

* 001-03-03-510-120	I			I							*
* REGULAR SALARIES	I	72,241.71	81,971.93	I	83,524.00	75,040	75,021	75,021	75,021	75,021	*
* 001-03-03-510-130	I			I							*
* OTHER SALARIES AND WAGES	I	-44.00	0.00	I	0.00	0	0				*
* 001-03-03-510-140	I			I							*
* OVERTIME	I	400.49	1,720.03	I	1,000.00	250	1,000	1,000	1,000	1,000	*
* 001-03-03-510-250	I			I							*
* EMPLOYER PAYROLL EXPENSES	I	13,533.68	17,486.79	I	18,318.00	15,917	19,148	18,374	18,374	18,374	*
* 001-03-03-510-290	I			I							*
* GENERAL & MERIT INCREASE	I	0.00	0.00	I	0.00	0	4,996	4,955	4,955	4,955	*

* PERSONAL SERVICES	I	86,131.88	101,178.75	I	102,842.00	91,207	100,165	99,350	99,350	99,350	*

* 001-03-03-510-300	I			I							*
* OPERATING EXPENSES	I	0.00	0.00	I	0.00	0	0				*
* 001-03-03-510-310	I			I							*
* PROFESSIONAL SERVICES	I	2,671.66	6,436.50	I	6,000.00	14,000	13,000	13,000	13,000	13,000	*
* 001-03-03-510-390	I			I							*
* AUTO MILEAGE	I	0.00	0.00	I	100.00	100	100	100	100	100	*
* 001-03-03-510-400	I			I							*
* TRAVEL AND PER DIEM	I	987.90	1,448.89	I	1,700.00	1,400	1,700	1,700	1,700	1,700	*
* 001-03-03-510-410	I			I							*
* COMMUNICATION SERVICE	I	369.99	511.39	I	450.00	450	1,700	1,700	1,700	1,700	*
* 001-03-03-510-460	I			I							*
* REPAIR & MAINTENANCE SERVICES	I	4,014.48	4,929.72	I	4,800.00	5,123	5,000	5,000	5,000	5,000	*
* 001-03-03-510-470	I			I							*
* PRINTING & BINDING	I	5,231.34	9,901.68	I	6,000.00	8,000	6,000	6,000	6,000	6,000	*
* 001-03-03-510-480	I			I							*
* SCHOOL & TRAINING EXPENSE	I	1,029.22	1,735.70	I	2,030.00	300	1,600	1,600	1,600	1,600	*
* 001-03-03-510-490	I			I							*
* OTHER CURRENT CHARGES & OBLIG	I	10.50	221.85	I	300.00	100	300	300	300	300	*

*** 1991 ANNUAL BUDGET ***

* GENERAL FUND	CITY CLERK		CITY CLERK		FISCAL YEAR ENDING 09-30-91				
CLASSIFICATION	87-88 ACTUAL	88-89 ACTUAL	CURRENT YEAR BUDGET	COST TO COMPLETE TO 09-30-90	DEPARTMENT REQUEST	RECOMMENDED BY THE MANAGER	COUNCIL APPROVED		
* 001-03-03-510-495									
* S.T.A.R. CHARGES & OBLIGATIONS	0.00	12.00	50.00	20	50	50	50	50	
* 001-03-03-510-510									
* OFFICE SUPPLIES	1,455.20	2,179.01	2,200.00	2,200	2,300	2,300	2,300	2,300	
* 001-03-03-510-520									
* OPERATING SUPPLIES	2,100.48	2,441.78	2,500.00	2,500	2,000	2,000	2,000	2,000	
* 001-03-03-510-540									
* BOOKS,PUBLICATIONS,SUBS & MEM	129.00	101.95	275.00	275	275	275	275	275	
* 001-03-03-510-550									
* DUPLICATING CHARGES	3,595.56	4,033.68	3,700.00	4,350	3,700	3,700	3,700	3,700	

* OPERATING EXPENSES	21,595.33	33,954.15	30,105.00	38,818	37,725	37,725	37,725	37,725	

* 001-03-03-510-640									
* MACHINERY AND EQUIPMENT	2,469.50	0.00	400.00	400	0				

* NON-OPERATING EXPENSES	2,469.50	0.00	400.00	400	0				

* * DIVISION TOTALS *	110,196.71	135,132.90	133,347.00	130,425	137,890	137,075	137,075	137,075	

DEPARTMENTAL BUDGET DETAIL

FUND: GENERAL (001)
DEPARTMENT: CITY MANAGER
DIVISION: PERSONNEL

GOALS:

To provide a wide range of personnel and related services to the operating departments and divisions. These services are aimed at attracting, retaining and motivating employees to allow the City to provide a more effective (quality) and more efficient service to the public.

OBJECTIVES:

1. Continue to maintain a pay and classification plan that meets organizational needs by assuring market competitiveness, internal equity, and fair and consistent salary progression.
2. Coordinate a comprehensive training and development program which enhances efficiency and effectiveness of employees through technical, customer service, and organizational training activities.
3. Continue to monitor recruitment methods and initiate new methods to attract qualified applicants to the City.
4. Continue to monitor and interpret City labor contracts and maintain effective working relationships with union officials and members.
5. Continually strive to provide the best services available to our internal customers (City staff) and external customers (general public) emphasizing cooperation and teamwork among all the human resources of the City.

ACTIVITY MEASURES:

	<u>UNITS</u>	<u>ACTUAL</u> <u>88/89</u>	<u>CURRENT</u> <u>89/90</u>	<u>FORECAST</u> <u>90/91</u>
Employment Applications processed	Appl's & Job Cards	2,338	2,024	2,400
Job Advertisements placed	Ads	116	80	80
Position Vacancies filled	Vacancies	292	256	260
Training Session attendees	Attendees	204	317	400
Payroll changes	Action Forms	4,062	4,762	4,800
Job audits	Audits	23 (1990 Pay and Class Study will audit all City positions)		

*** 1991 ANNUAL BUDGET ***

GENERAL FUND									
	CITY MANAGER		PERSONNEL			FISCAL YEAR ENDING 09-30-91			

	I	I	I	I	I	I	I	I	I
CLASSIFICATION	87-88	88-89	CURRENT	COST TO	DEPARTMENT	RECOMMENDED	COUNCIL		
	ACTUAL	ACTUAL	YEAR	COMPLETE	REQUEST	BY THE	APPROVED		
			BUDGET	TO 09-30-90		MANAGER			

* 001-04-20-551-120	I	I	I	I	I	I	I	I	I
* REGULAR SALARIES	79,021.04	107,440.12	107,936.00	115,760	117,940	117,940	117,940	117,940	117,940
* 001-04-20-551-127	I	I	I	I	I	I	I	I	I
* LABOR ABATEMENTS	0.00	0.00	0.00	0	0	-24,635	-24,635	-24,635	-24,635
* 001-04-20-551-130	I	I	I	I	I	I	I	I	I
* OTHER SALARIES AND WAGES	189.90	1,570.00	0.00	537	4,920	1,800	1,800	1,800	1,800
* 001-04-20-551-140	I	I	I	I	I	I	I	I	I
* OVERTIME	818.47	844.16	500.00	300	500	500	500	500	500
* 001-04-20-551-250	I	I	I	I	I	I	I	I	I
* EMPLOYER PAYROLL EXPENSES	14,724.09	23,545.05	24,407.00	26,115	29,360	28,126	28,126	28,126	28,126
* 001-04-20-551-290	I	I	I	I	I	I	I	I	I
* GENERAL & MERIT INCREASE	0.00	0.00	0.00	0	8,018	6,496	6,496	6,496	6,496

* PERSONAL SERVICES	94,753.50	133,399.33	132,843.00	142,712	160,738	130,227	130,227	130,227	130,227

* 001-04-20-551-300	I	I	I	I	I	I	I	I	I
* OPERATING EXPENSES	0.00	3,530.83	1,792.00	1,500	400	400	400	400	400
* 001-04-20-551-310	I	I	I	I	I	I	I	I	I
* PROFESSIONAL SERVICES	18,018.66	40,150.66	26,000.00	26,000	33,000	29,000	29,000	29,000	29,000
* 001-04-20-551-390	I	I	I	I	I	I	I	I	I
* AUTO MILEAGE	540.00	740.00	1,080.00	1,080	1,080	1,080	1,080	1,080	1,080
* 001-04-20-551-400	I	I	I	I	I	I	I	I	I
* TRAVEL AND PER DIEM	1,316.79	1,740.59	2,135.00	1,900	1,900	1,900	1,900	1,900	1,900
* 001-04-20-551-410	I	I	I	I	I	I	I	I	I
* COMMUNICATION SERVICE	1,129.38	1,074.28	1,000.00	2,000	1,500	1,500	1,500	1,500	1,500
* 001-04-20-551-460	I	I	I	I	I	I	I	I	I
* REPAIR & MAINTENANCE SERVICES	152.35	228.75	200.00	900	550	550	550	550	550
* 001-04-20-551-470	I	I	I	I	I	I	I	I	I
* PRINTING & BINDING	6,029.00	9,305.44	8,600.00	8,000	8,600	8,600	8,600	8,600	8,600
* 001-04-20-551-480	I	I	I	I	I	I	I	I	I
* SCHOOL & TRAINING EXPENSE	347.87	2,240.85	2,814.00	2,814	2,247	2,247	2,247	2,247	2,247

*** 1991 ANNUAL BUDGET ***

* GENERAL FUND										
* CITY MANAGER										
* PERSONNEL										
* FISCAL YEAR ENDING 09-30-91										

CLASSIFICATION	87-88	88-89	CURRENT	COST TO	DEPARTMENT	RECOMMENDED	COUNCIL			
ACTUAL	ACTUAL	BUDGET	YEAR	COMPLETE	REQUEST	BY THE	APPROVED			
				TO 09-30-90		MANAGER				

001-04-20-551-490										
OTHER CURRENT CHARGES & OBLIG	0.00	0.00	5,804.00	7,825	1,200					
001-04-20-551-491										
ABATEMENTS- MATERIALS-SUPPLIES	0.00	0.00	-3,870.00	0	0					
001-04-20-551-495										
S.T.A.R. CHARGES & OBLIGATIONS	0.00	969.86	1,829.00	1,300	950	950	950		950	
001-04-20-551-510										
OFFICE SUPPLIES	1,287.94	1,898.69	1,500.00	1,800	2,000	2,000	2,000		2,000	
001-04-20-551-520										
OPERATING SUPPLIES	274.00	0.00	1,270.00	1,270	1,900	1,900	1,900		1,900	
001-04-20-551-540										
BOOKS,PUBLICATIONS,SUBS & MEM	739.76	893.50	875.00	875	975	975	975		975	
001-04-20-551-550										
DUPLICATING CHARGES	3,456.60	4,743.40	4,800.00	4,000	5,000	5,000	5,000		5,000	

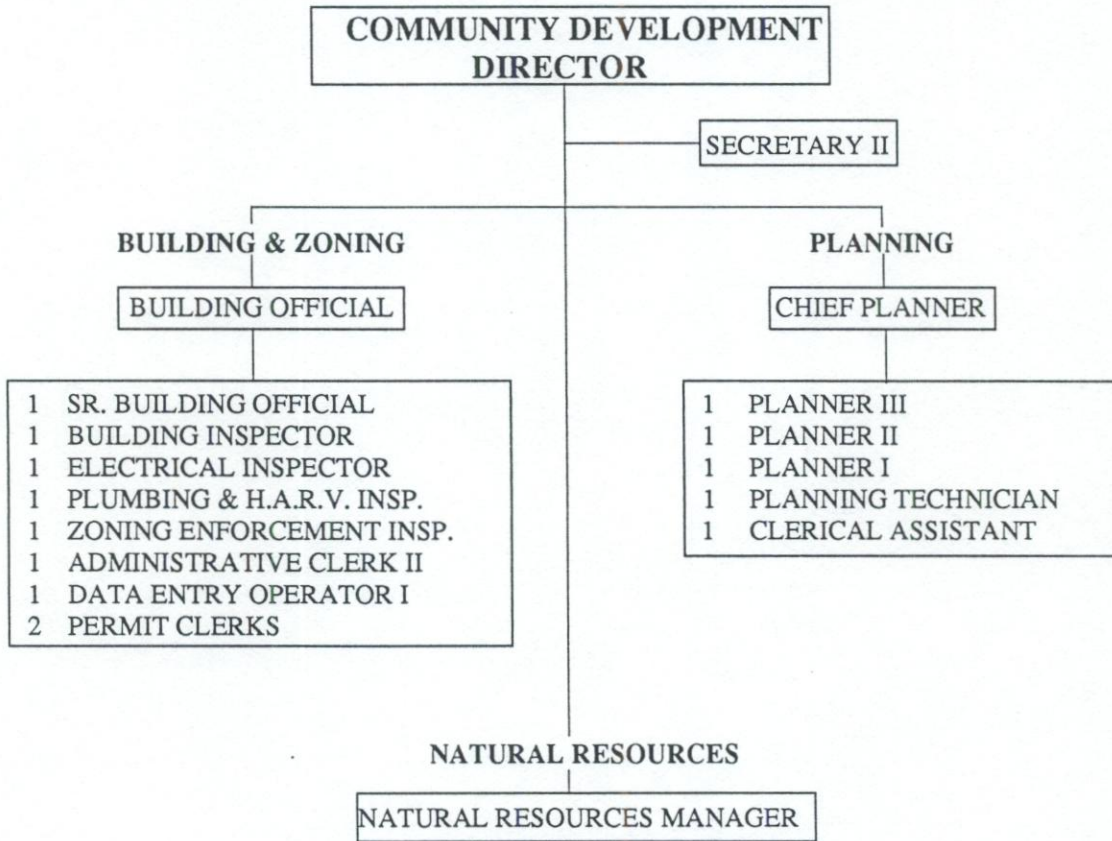
OPERATING EXPENSES	33,292.35	67,516.85	55,829.00	61,264	61,302	56,102	56,102		56,102	

001-04-20-551-640										
MACHINERY AND EQUIPMENT	558.80	625.00	0.00	593	0					

NON-OPERATING EXPENSES	558.80	625.00	0.00	593	0					

* DIVISION TOTALS *	128,604.65	201,541.18	188,672.00	204,569	222,040	186,329	186,329		186,329	

Community Development



DEPARTMENTAL BUDGET DETAIL

FUND: GENERAL (001)
DEPARTMENT: COMMUNITY DEVELOPMENT
DIVISION: BUILDING AND ZONING

GOALS:

To provide the highest level of plan check, inspections, and enforcement services at the lowest possible cost.

OBJECTIVES:

1. To provide thorough and complete review of plans.
2. To provide efficient permit issuance for all construction-related activities.
3. To provide high quality inspections within 4 hour notice.
4. To provide fair and equitable enforcement of the City's Development Regulations in an effort to ensure compliance with the regulations.
5. To efficiently process and issue contractor certificates of competency.
6. To efficiently process petitions and complaints relative to the City's Board of Appeals, Contractor's Examining Board and Code Enforcement Board.
7. To computerize the building permitting and inspection process, contractor's licensing, and code enforcement complaints.

ACTIVITY MEASURES:

	ACTUAL 88/89	CURRENT 89/90	FORECAST 90/91
Inspections	7,587	9,182	9,000
Permits Issued	3,570	3,646	3,600
Zoning Investigations	7,736	8,686	9,000
Competency Card Applications	89	36	35
Board of Appeal Petitions	5	6	10
Code Enforcement Board	74	76	80
Temporary Use Permits	231	261	250
Special Projects*	1	2	3

* 1988/89 Computerize licensed contractors and use for annual renewal of licenses
1989/90 Computerize building permitting; Revised Housing Code
1990/91 Develop a policies and procedures manual which explains and clarifies issues of importance that have resulted from department and division administrative decisions; Develop written and graphic guidelines for one and two family dwellings to explain the process of plan submittal and building requirements; Computerize Code Enforcement

*** 1991 ANNUAL BUDGET ***

* GENERAL FUND	COMMUNITY DEVELOPMENT				BUILDING AND ZONING		FISCAL YEAR ENDING 09-30-91				*				

* CLASSIFICATION	I	I	I	I	I	I	I	I	I	I	*				
	I	I	I	I	CURRENT	I	COST TO	I	DEPARTMENT	I	RECOMMENDED	I	COUNCIL	*	
	I	87-88	I	88-89	I	YEAR	I	COMPLETE	I	REQUEST	I	BY THE	I	APPROVED	*
	I	ACTUAL	I	ACTUAL	I	BUDGET	I	TO 09-30-90	I	I	I	MANAGER	I	I	*
	I		I		I		I		I		I		I		*

* 001-05-05-524-120	I		I		I		I		I		I		I		*
* REGULAR SALARIES	I	169,899.64	I	200,503.90	I	258,679.00	I	233,367	I	268,838	I	268,838	I	268,838	*
* 001-05-05-524-130	I		I		I		I		I		I		I		*
* OTHER SALARIES AND WAGES	I	903.62	I	929.57	I	1,000.00	I	3,675	I	1,000	I	1,000	I	1,000	*
* 001-05-05-524-140	I		I		I		I		I		I		I		*
* OVERTIME	I	467.21	I	1,455.52	I	2,000.00	I	4,500	I	3,800	I	3,800	I	3,800	*
* 001-05-05-524-250	I		I		I		I		I		I		I		*
* EMPLOYER PAYROLL EXPENSES	I	29,289.50	I	38,998.32	I	51,899.00	I	47,406	I	67,004	I	56,331	I	56,331	*
* 001-05-05-524-290	I		I		I		I		I		I		I		*
* GENERAL & MERIT INCREASE	I	0.00	I	0.00	I	0.00	I	0	I	17,884	I	17,323	I	17,323	*

* PERSONAL SERVICES	I	200,559.97	I	241,887.31	I	313,578.00	I	288,948	I	358,526	I	347,292	I	347,292	*

* 001-05-05-524-300	I		I		I		I		I		I		I		*
* OPERATING EXPENSES	I	0.00	I	376.47	I	375.00	I	520	I	1,150	I	1,150	I	1,150	*
* 001-05-05-524-310	I		I		I		I		I		I		I		*
* PROFESSIONAL SERVICES	I	0.00	I	0.00	I	0.00	I	0	I	15,000	I	15,000	I	15,000	*
* 001-05-05-524-400	I		I		I		I		I		I		I		*
* TRAVEL AND PER DIEM	I	775.90	I	1,107.30	I	1,700.00	I	1,837	I	2,300	I	2,300	I	2,300	*
* 001-05-05-524-410	I		I		I		I		I		I		I		*
* COMMUNICATION SERVICE	I	180.62	I	213.53	I	180.00	I	215	I	4,100	I	4,100	I	4,100	*
* 001-05-05-524-420	I		I		I		I		I		I		I		*
* TRANSPORTATION	I	3,180.00	I	2,940.00	I	3,619.00	I	3,625	I	3,900	I	3,900	I	3,900	*
* 001-05-05-524-460	I		I		I		I		I		I		I		*
* REPAIR & MAINTENANCE SERVICES	I	490.50	I	92.50	I	2,000.00	I	2,430	I	2,425	I	2,425	I	2,425	*
* 001-05-05-524-470	I		I		I		I		I		I		I		*
* PRINTING & BINDING	I	238.91	I	366.21	I	175.00	I	175	I	2,000	I	2,000	I	2,000	*
* 001-05-05-524-480	I		I		I		I		I		I		I		*
* SCHOOL & TRAINING EXPENSE	I	69.00	I	0.00	I	400.00	I	415	I	1,560	I	1,560	I	1,560	*
* 001-05-05-524-490	I		I		I		I		I		I		I		*
* OTHER CURRENT CHARGES & OBLIG	I	180.00	I	200.00	I	150.00	I	150	I	150	I	150	I	150	*

*** 1991 ANNUAL BUDGET ***

GENERAL FUND	COMMUNITY DEVELOPMENT		BUILDING AND ZONING		FISCAL YEAR ENDING 09-30-91				
CLASSIFICATION	87-88 ACTUAL	88-89 ACTUAL	CURRENT YEAR BUDGET	COST TO COMPLETE TO 09-30-90	DEPARTMENT REQUEST	RECOMMENDED BY THE MANAGER	COUNCIL APPROVED		
001-05-05-524-510									
OFFICE SUPPLIES	888.75	1,071.49	1,200.00	1,200	1,260	1,260	1,260	1,260	
001-05-05-524-520									
OPERATING SUPPLIES	5,690.69	6,059.71	9,000.00	9,000	7,640	7,640	7,640	7,640	
001-05-05-524-540									
BOOKS,PUBLICATIONS,SUBS & MEM	321.00	294.90	477.00	477	500	500	500	500	
001-05-05-524-550									
DUPLICATING CHARGES	1,104.56	1,233.44	1,600.00	1,600	1,680	1,680	1,680	1,680	
OPERATING EXPENSES	13,119.93	13,955.55	20,876.00	21,644	43,665	43,665	43,665	43,665	
001-05-05-524-640									
MACHINERY AND EQUIPMENT	335.00	840.71	0.00	0	2,535	2,535	2,535	2,535	
NON-OPERATING EXPENSES	335.00	840.71	0.00	0	2,535	2,535	2,535	2,535	
* DIVISION TOTALS *	214,014.90	256,683.57	334,454.00	310,592	404,726	393,492	393,492	393,492	

DEPARTMENTAL BUDGET DETAIL

FUND: GENERAL (001)
DEPARTMENT: COMMUNITY DEVELOPMENT
DIVISION: PLANNING

GOALS:

To provide professional planning services and expertise to the Planning Advisory Board and City Council in their decision-making and policy setting activities.

OBJECTIVES:

1. To prepare, implement and annually review the Comprehensive Plan.
2. To maintain the Zoning Atlas.
3. To develop and enforce the Land Development Regulations to implement the Comprehensive Plan.
4. To manage the Community Development Block Grant Program.
5. To process, review, and make recommendations on a variety of zoning related petitions, including rezones, conditional uses, nonconforming use changes, and variances.
6. To process amendments to the Comprehensive Plan and Land Development Regulations.
7. To conduct various planning related studies such as corridor management studies, waterfront land use studies, and urban design studies.
8. To develop a computerized data base for each parcel within the City.

ACTIVITY MEASURES:

	UNITS	ACTUAL 88/89	CURRENT 89/90	FORECAST 90/91
PAB Petitions*	Total #	132	80	85
Special Projects**	Total #	5	5	7

* PAB petitions include: Rezones, Conditional Uses, Variances, in change Nonconformities, GDSP's, Comprehensive Plan Amendments, Zoning Ordinance Amendments, Preliminary and Final Subdivisions, Development Agreements, DRI's, and Administrative Appeals.

** Special Projects: Annexation Report; Maritime Park; Historic District Study; Corridor Management Study; Land Development Regulations Adopted
 1989-90: Central Naples Design Study; Spatial Perception-Residential; Develop a Computerized Data Base; Corridor Management Pilot Project Design Funded; Pelican Bay Annexation Agreements
 1990-91: Waterfront Design Study; Revise Subdivision; Regulations and Standards; Develop Voluntary Historic District Ordinance; Spatial Perception-Commercial; Publish Development Handbook; Reverse residential and commercial standards in Comprehensive Development Code; Input data between 1980 to 1990 into Computerized Data Base

*** 1991 ANNUAL BUDGET ***

* GENERAL FUND	COMMUNITY DEVELOPMENT		PLANNING		FISCAL YEAR ENDING 09-30-91				
CLASSIFICATION	87-88 ACTUAL	88-89 ACTUAL	CURRENT YEAR BUDGET	COST TO COMPLETE TO 09-30-90	DEPARTMENT REQUEST	RECOMMENDED BY THE MANAGER	COUNCIL APPROVED		
* 001-05-06-515-120									
* REGULAR SALARIES	137,252.90	194,839.06	191,397.00	180,050	204,822	209,822	209,822		
* 001-05-06-515-130									
* OTHER SALARIES AND WAGES	5,749.64	543.34	2,000.00	2,000	1,600	1,600	1,600		
* 001-05-06-515-140									
* OVERTIME	843.65	5,983.41	3,000.00	3,000	4,000	4,000	4,000		
* 001-05-06-515-250									
* EMPLOYER PAYROLL EXPENSES	23,766.19	37,778.93	38,817.00	39,010	47,512	45,421	45,421		
* 001-05-06-515-290									
* GENERAL & MERIT INCREASE	0.00	0.00	0.00	0	13,542	13,694	13,694		

* PERSONAL SERVICES	167,612.38	239,144.74	235,214.00	224,060	271,476	274,537	274,537		

* 001-05-06-515-300									
* OPERATING EXPENSES	436.34	655.50	1,520.00	1,600	770	770	770		
* 001-05-06-515-310									
* PROFESSIONAL SERVICES	0.00	0.00	0.00	5,500	0				
* 001-05-06-515-340									
* OTHER CONTRACTUAL SERVICES	11,489.35	40,453.44	15,000.00	14,250	69,500	59,500	59,500		
* 001-05-06-515-390									
* AUTO MILEAGE	5.00	0.00	50.00	50	1,000	1,000	1,000		
* 001-05-06-515-400									
* TRAVEL AND PER DIEM	2,547.64	2,358.49	4,700.00	4,700	4,500	4,500	4,500		
* 001-05-06-515-410									
* COMMUNICATION SERVICE	581.05	720.20	600.00	1,050	3,250	3,250	3,250		
* 001-05-06-515-420									
* TRANSPORTATION	2,004.04	1,960.25	1,821.00	1,878	0				
* 001-05-06-515-460									
* REPAIR & MAINTENANCE SERVICES	140.90	286.25	650.00	650	650	650	650		
* 001-05-06-515-470									
* PRINTING & BINDING	6,062.49	9,903.13	8,000.00	8,000	15,300	15,300	15,300		

*** 1991 ANNUAL BUDGET ***

GENERAL FUND	COMMUNITY DEVELOPMENT		PLANNING		FISCAL YEAR ENDING 09-30-91					

CLASSIFICATION	87-88	88-89	CURRENT	COST TO	DEPARTMENT	RECOMMENDED	COUNCIL			
ACTUAL	ACTUAL	BUDGET	YEAR	COMPLETE	REQUEST	BY THE	APPROVED			
				TO 09-30-90		MANAGER				

001-05-06-515-480										
SCHOOL & TRAINING EXPENSE	280.00	662.00	750.00	760	2,400	2,400	2,400			
001-05-06-515-495										
S.T.A.R. CHARGES & OBLIGATIONS	504.84	496.50	500.00	800	1,920	1,920	1,920			
001-05-06-515-510										
OFFICE SUPPLIES	1,458.10	2,165.13	2,000.00	2,000	3,000	3,000	3,000			
001-05-06-515-520										
OPERATING SUPPLIES	410.25	734.20	1,200.00	1,000	3,500	1,500	1,500			
001-05-06-515-540										
BOOKS, PUBLICATIONS, SUBS & MEM	1,114.00	1,356.85	1,500.00	1,500	2,400	2,400	2,400			
001-05-06-515-550										
DUPLICATING CHARGES	7,016.16	7,578.52	7,000.00	7,000	7,000	7,000	7,000			

OPERATING EXPENSES	34,050.16	69,330.46	45,291.00	50,738	115,190	103,190	103,190			

001-05-06-515-640										
MACHINERY AND EQUIPMENT	1,157.50	2,347.78	1,600.00	1,600	3,080	3,080	3,080			

NON-OPERATING EXPENSES	1,157.50	2,347.78	1,600.00	1,600	3,080	3,080	3,080			

* DIVISION TOTALS *	202,820.04	310,822.98	282,105.00	276,398	389,746	380,807	380,807			

*** 1991 ANNUAL BUDGET ***

GENERAL FUND	COMMUNITY DEVELOPMENT				NATURAL RESOURCES			FISCAL YEAR ENDING 09-30-91			*

	I	I	I	I	I	I	I	I	I	I	*
	I	I	I	I	CURRENT	COST TO	DEPARTMENT	RECOMMENDED	COUNCIL		*
CLASSIFICATION	87-88	88-89	YEAR	BUDGET	TO 09-30-90	COMPLETE	REQUEST	BY THE	APPROVED		*
	ACTUAL	ACTUAL					MANAGER				*

001-05-51-537-120	I	I	I	I	I	I	I	I	I	I	*
REGULAR SALARIES	0.00	0.00	0.00	0.00	0	44,856	44,856	44,856			*
001-05-51-537-127	I	I	I	I	I	I	I	I	I	I	*
LABOR ABATEMENTS	0.00	0.00	0.00	0.00	0	-30,000	-30,000	-30,000			*
001-05-51-537-250	I	I	I	I	I	I	I	I	I	I	*
EMPLOYER PAYROLL EXPENSES	0.00	0.00	0.00	0.00	0	11,397	9,051	9,051			*
001-05-51-537-290	I	I	I	I	I	I	I	I	I	I	*
GENERAL & MERIT INCREASE	0.00	0.00	0.00	0.00	0	1,867	1,255	1,255			*

PERSONAL SERVICES	0.00	0.00	0.00	0.00	0	28,120	25,162	25,162			*

001-05-51-537-300	I	I	I	I	I	I	I	I	I	I	*
OPERATING EXPENSES	0.00	0.00	0.00	0.00	0	600	600	600			*
001-05-51-537-400	I	I	I	I	I	I	I	I	I	I	*
TRAVEL AND PER DIEM	0.00	0.00	0.00	0.00	0	2,350	2,350	2,350			*
001-05-51-537-410	I	I	I	I	I	I	I	I	I	I	*
COMMUNICATION SERVICE	0.00	0.00	0.00	0.00	0	669	669	669			*
001-05-51-537-420	I	I	I	I	I	I	I	I	I	I	*
TRANSPORTATION	0.00	0.00	0.00	0.00	0	1,639	1,639	1,639			*
001-05-51-537-540	I	I	I	I	I	I	I	I	I	I	*
BOOKS,PUBLICATIONS,SUBS & MEM	0.00	0.00	0.00	0.00	0	175	175	175			*

OPERATING EXPENSES	0.00	0.00	0.00	0.00	0	5,433	5,433	5,433			*

001-05-51-537-640	I	I	I	I	I	I	I	I	I	I	*
MACHINERY AND EQUIPMENT	0.00	0.00	0.00	0.00	0	0	0	0			*

NON-OPERATING EXPENSES	0.00	0.00	0.00	0.00	0	0	0	0			*

* DIVISION TOTALS *	0.00	0.00	0.00	0.00	0	33,553	30,595	30,595			*

Traffic

UTILITIES DIRECTOR

ADMINISTRATIVE CLERK II
ADMINISTRATIVE CLERK I

CITY ENGINEER

ADMINISTRATIVE CLERK II

ENGINEERING

- 1 ASSOC. CIVIL ENGINEER
- 3 SENIOR ENGINEERING TECH.
- 1 ENGINEERING TECHNICIANS

TRAFFIC CONTROL

- 1 TRAFFIC CONTROL SUP
- 1 SIGNAL TECHNICIAN
- 2 TRAFFIC CONTROL TECH

STREETS & DRAINAGE

- 1 STREETS & DRAINAGE SUPT.
- 1 STREETS CONSTR. SUPV.
- 3 CREW LEADER III
- 1 EQUIPMENT OPERATOR V
- 3 EQUIPMENT OPERATOR IV
- 3 EQUIPMENT OPERATOR III
- 6 SERVICE WORKER III

*** 1991 ANNUAL BUDGET ***

GENERAL FUND	ENGINEERING DEPARTMENT				DESIGN / ADMINISTRATION		FISCAL YEAR ENDING 09-30-91			

CLASSIFICATION	87-88 ACTUAL	88-89 ACTUAL	CURRENT YEAR BUDGET	COST TO COMPLETE TO 09-30-90	DEPARTMENT REQUEST	RECOMMENDED BY THE MANAGER	COUNCIL APPROVED			

001-06-07-530-120										
REGULAR SALARIES	179,034.38	180,701.26	239,221.00	188,180	0					
001-06-07-530-127										
LABOR ABATEMENTS	-41,492.20	-37,720.27	-125,000.00	-30,094	0					
001-06-07-530-140										
OVERTIME	174.43	2,161.68	4,000.00	2,000	0					
001-06-07-530-250										
EMPLOYER PAYROLL EXPENSES	30,904.35	36,204.50	46,501.00	36,723	0					
001-06-07-530-255										
PAYROLL EXPENSES ABATEMENTS	-4,340.64	-8,707.55	-27,000.00	-7,500	0					

PERSONAL SERVICES	164,280.32	172,639.62	137,722.00	189,309	0					

001-06-07-530-300										
OPERATING EXPENSES	16.21	1,193.20	1,000.00	1,000	0					
001-06-07-530-400										
TRAVEL AND PER DIEM	2,007.12	2,377.62	2,250.00	2,000	0					
001-06-07-530-410										
COMMUNICATION SERVICE	613.35	781.13	600.00	1,000	0					
001-06-07-530-420										
TRANSPORTATION	4,019.04	4,195.00	4,429.00	4,429	0					
001-06-07-530-460										
REPAIR & MAINTENANCE SERVICES	315.65	550.10	600.00	600	0					
001-06-07-530-480										
SCHOOL & TRAINING EXPENSE	466.32	480.25	500.00	500	0					
001-06-07-530-490										
OTHER CURRENT CHARGES & OBLIG	360.00	360.00	360.00	360	0					
001-06-07-530-491										
ABATEMENTS- MATERIALS-SUPPLIES	-6,430.91	-6,508.84	-8,600.00	-7,200	0					
001-06-07-530-495										
S.T.A.R. CHARGES & OBLIGATIONS	1,081.91	1,662.85	0.00	800	0					

*** 1991 ANNUAL BUDGET ***

GENERAL FUND	ENGINEERING DEPARTMENT				DESIGN / ADMINISTRATION		FISCAL YEAR ENDING 09-30-91			

CLASSIFICATION	87-88 ACTUAL	88-89 ACTUAL	CURRENT YEAR BUDGET	COST TO COMPLETE TO 09-30-90	DEPARTMENT REQUEST	RECOMMENDED BY THE MANAGER	COUNCIL APPROVED			

001-06-07-530-510										
OFFICE SUPPLIES	758.14	379.31	600.00	690	0					
001-06-07-530-520										
OPERATING SUPPLIES	3,638.74	4,485.22	4,000.00	4,450	0					
001-06-07-530-540										
BOOKS,PUBLICATIONS,SUBS & MEM	1,377.48	1,407.54	1,200.00	1,300	0					
001-06-07-530-550										
DUPLICATING CHARGES	1,299.04	1,222.92	1,000.00	1,000	0					

OPERATING EXPENSES	9,522.09	12,586.30	7,939.00	10,929	0					

001-06-07-530-640										
MACHINERY AND EQUIPMENT	3,425.90	6,213.66	2,000.00	1,550	0					

NON-OPERATING EXPENSES	3,425.90	6,213.66	2,000.00	1,550	0					

* DIVISION TOTALS *	177,228.31	191,439.58	147,661.00	201,788	0					
=====										

*** 1991 ANNUAL BUDGET ***

GENERAL FUND	ENGINEERING DEPARTMENT			STREETS AND DRAINAGE			FISCAL YEAR ENDING 09-30-91				
CLASSIFICATION	87-88 ACTUAL	88-89 ACTUAL	CURRENT YEAR BUDGET	COST TO COMPLETE TO 09-30-90	DEPARTMENT REQUEST	RECOMMENDED BY THE MANAGER	COUNCIL APPROVED				
	I	I	I	I	I	I	I	*****			
* 001-06-08-541-120	I	I	I	I	I	I	I	*****			
* REGULAR SALARIES	113,957.70	148,599.16	390,859.00	193,180	0			*****			
* 001-06-08-541-127	I	I	I	I	I	I	I	*****			
* LABOR ABATEMENTS	-70,277.35	-138,614.69	-295,000.00	-84,000	0			*****			
* 001-06-08-541-140	I	I	I	I	I	I	I	*****			
* OVERTIME	-1,822.09	4,629.96	4,000.00	4,000	0			*****			
* 001-06-08-541-250	I	I	I	I	I	I	I	*****			
* EMPLOYER PAYROLL EXPENSES	28,668.98	38,691.20	86,167.00	48,000	0			*****			
* 001-06-08-541-255	I	I	I	I	I	I	I	*****			
* PAYROLL EXPENSES ABATEMENTS	-9,849.57	-26,924.80	-80,000.00	-27,000	0			*****			

* PERSONAL SERVICES	60,677.67	26,380.83	106,026.00	134,180	0			*****			

* 001-06-08-541-300	I	I	I	I	I	I	I	*****			
* OPERATING EXPENSES	1,619.35	1,544.00	1,500.00	2,100	0			*****			
* 001-06-08-541-340	I	I	I	I	I	I	I	*****			
* OTHER CONTRACTUAL SERVICES	543.83	0.00	0.00	0	0			*****			
* 001-06-08-541-400	I	I	I	I	I	I	I	*****			
* TRAVEL AND PER DIEM	123.00	28.00	120.00	160	0			*****			
* 001-06-08-541-410	I	I	I	I	I	I	I	*****			
* COMMUNICATION SERVICE	137.10	282.76	266.00	266	0			*****			
* 001-06-08-541-420	I	I	I	I	I	I	I	*****			
* TRANSPORTATION	63,900.00	59,124.00	55,243.00	55,243	0			*****			
* 001-06-08-541-440	I	I	I	I	I	I	I	*****			
* RENTALS AND LEASES	0.00	614.40	500.00	0	0			*****			
* 001-06-08-541-460	I	I	I	I	I	I	I	*****			
* REPAIR & MAINTENANCE SERVICES	2,636.17	2,483.53	2,500.00	2,500	0			*****			
* 001-06-08-541-480	I	I	I	I	I	I	I	*****			
* SCHOOL & TRAINING EXPENSE	28.00	567.56	500.00	500	0			*****			
* 001-06-08-541-491	I	I	I	I	I	I	I	*****			
* ABATEMENTS- MATERIALS-SUPPLIES	-37,153.33	-75,284.43	-69,000.00	-58,600	0			*****			

*** 1991 ANNUAL BUDGET ***

GENERAL FUND	ENGINEERING DEPARTMENT			STREETS AND DRAINAGE			FISCAL YEAR ENDING 09-30-91		

	I	I	I	I	I	I	I	I	I
CLASSIFICATION	87-88	88-89	CURRENT	COST TO	DEPARTMENT	RECOMMENDED	COUNCIL		
	ACTUAL	ACTUAL	YEAR	COMPLETE	REQUEST	BY THE	APPROVED		
			BUDGET	TO 09-30-90		MANAGER			

* 001-06-08-541-510									
* OFFICE SUPPLIES	56.36	13.59	75.00	100	0				
* 001-06-08-541-520									
* OPERATING SUPPLIES	68,748.51	58,094.93	70,000.00	70,000	0				

* OPERATING EXPENSES	100,638.99	47,468.34	61,704.00	72,269	0				

* 001-06-08-541-640									
* MACHINERY AND EQUIPMENT	0.00	1,377.68	1,354.00	1,354	0				

* NON-OPERATING EXPENSES	0.00	1,377.68	1,354.00	1,354	0				

* DIVISION TOTALS *	161,316.66	75,226.85	169,084.00	207,803	0				

DEPARTMENTAL BUDGET DETAIL

FUND: GENERAL (001)
DEPARTMENT: ENGINEERING
DIVISION: TRAFFIC CONTROL

GOALS:

To provide the most efficient system of traffic control devices which will let traffic move in the City in a safe and timely manner.

OBJECTIVES:

1. Continue to maintain the traffic signal system and recommend improvements where necessary.
2. Continue to install and replace signs and traffic markings where required.
3. Maintain and install parking meters.
4. Manage the street light system.
5. Conduct monthly traffic counts and annual traffic counts as required.
6. Maintain buoys in the Gulf and other signs in the bays.

ACTIVITY MEASURES:

	<u>UNITS</u>	<u>ACTUAL</u> <u>88/89</u>	<u>CURRENT</u> <u>89/90</u>	<u>FORECAST</u> <u>90/91</u>
1. New signs installed	Each	80	200	200
2. Signs replaced	Each	200	350	350
3. Traffic lines painted	L.F.	5,000	15,000	10,000
4. Signal maintenance checks	Each	36	84*	160
5. Traffic counts performed	Each	104	160	160
6. Parking meters installed/replaced	Each	80	5	5
7. Parking meters repaired	Each	600	1,000	1,000
8. Street lights installed	Each	10	9	10

* Signal maintenance checks not done 1st and 2nd quarter due to the Closed Loop System burn-in period, six-lane widening project on U.S. 41 (Solana Road to Pine Ridge Road) and the construction/adjustments at U.S. 41 and Sandpiper Street.

*** 1991 ANNUAL BUDGET ***

GENERAL FUND	ENGINEERING DEPARTMENT			TRAFFIC CONTROL			FISCAL YEAR ENDING 09-30-91			

CLASSIFICATION	87-88 ACTUAL	88-89 ACTUAL	CURRENT YEAR BUDGET	COST TO COMPLETE TO 09-30-90	DEPARTMENT REQUEST	RECOMMENDED BY THE MANAGER	COUNCIL APPROVED			

* 001-06-09-520-120										
* REGULAR SALARIES	69,091.23	85,359.65	106,785.00	67,300	108,523	108,523	108,523			
* 001-06-09-520-127										
* LABOR ABATEMENTS	-15,674.86	-10,900.24	-3,000.00	-6,000	-6,000	-29,325	-29,325			
* 001-06-09-520-140										
* OVERTIME	3,942.81	4,644.28	3,000.00	6,000	6,000	6,000	6,000			
* 001-06-09-520-250										
* EMPLOYER PAYROLL EXPENSES	12,150.05	16,740.68	20,287.00	16,160	29,602	23,504	23,504			
* 001-06-09-520-255										
* PAYROLL EXPENSES ABATEMENTS	-1,069.77	-548.77	-475.00	-2,200	-2,000	-9,677	-9,677			
* 001-06-09-520-290										
* GENERAL & MERIT INCREASE	0.00	0.00	0.00	0	7,147	5,198	5,198			

* PERSONAL SERVICES	68,439.46	95,295.60	126,597.00	81,260	143,272	104,223	104,223			

* 001-06-09-520-300										
* OPERATING EXPENSES	0.00	0.00	100.00	100	100	100	100			
* 001-06-09-520-340										
* OTHER CONTRACTUAL SERVICES	3,356.90	720.00	4,000.00	50	1,000	1,000	1,000			
* 001-06-09-520-400										
* TRAVEL AND PER DIEM	24.00	210.39	200.00	200	300	300	300			
* 001-06-09-520-410										
* COMMUNICATION SERVICE	152.80	305.08	320.00	320	320	320	320			
* 001-06-09-520-420										
* TRANSPORTATION	5,400.00	5,012.72	5,315.00	5,315	5,315	5,315	5,315			
* 001-06-09-520-430										
* UTILITY SERVICES	213,018.41	238,831.03	250,000.00	260,000	260,000	260,000	260,000			
* 001-06-09-520-440										
* RENTALS AND LEASES	0.00	0.00	200.00	200	200	200	200			
* 001-06-09-520-460										
* REPAIR & MAINTENANCE SERVICES	2,528.88	2,589.75	1,600.00	1,600	1,600	1,600	1,600			

*** 1991 ANNUAL BUDGET ***

* GENERAL FUND	ENGINEERING DEPARTMENT			TRAFFIC CONTROL			FISCAL YEAR ENDING 09-30-91		
CLASSIFICATION	87-88 ACTUAL	88-89 ACTUAL	CURRENT YEAR BUDGET	CURRENT COST TO COMPLETE TO 09-30-90	DEPARTMENT REQUEST	RECOMMENDED BY THE MANAGER	COUNCIL APPROVED		
* 001-06-09-520-480									
* SCHOOL & TRAINING EXPENSE	194.00	616.25	500.00	500	550	550	550		
* 001-06-09-520-491									
* ABATEMENTS- MATERIALS-SUPPLIES	-2,869.47	-1,343.91	-6,000.00	-6,000	-5,000	-5,000	-5,000		
* 001-06-09-520-510									
* OFFICE SUPPLIES	13.59	0.00	100.00	130	100	100	100		
* 001-06-09-520-520									
* OPERATING SUPPLIES	26,859.93	26,628.31	30,000.00	40,000	30,000	30,000	30,000		
* 001-06-09-520-540									
* BOOKS,PUBLICATIONS,SUBS & MEM	0.00	0.00	0.00	0	0	0	0		

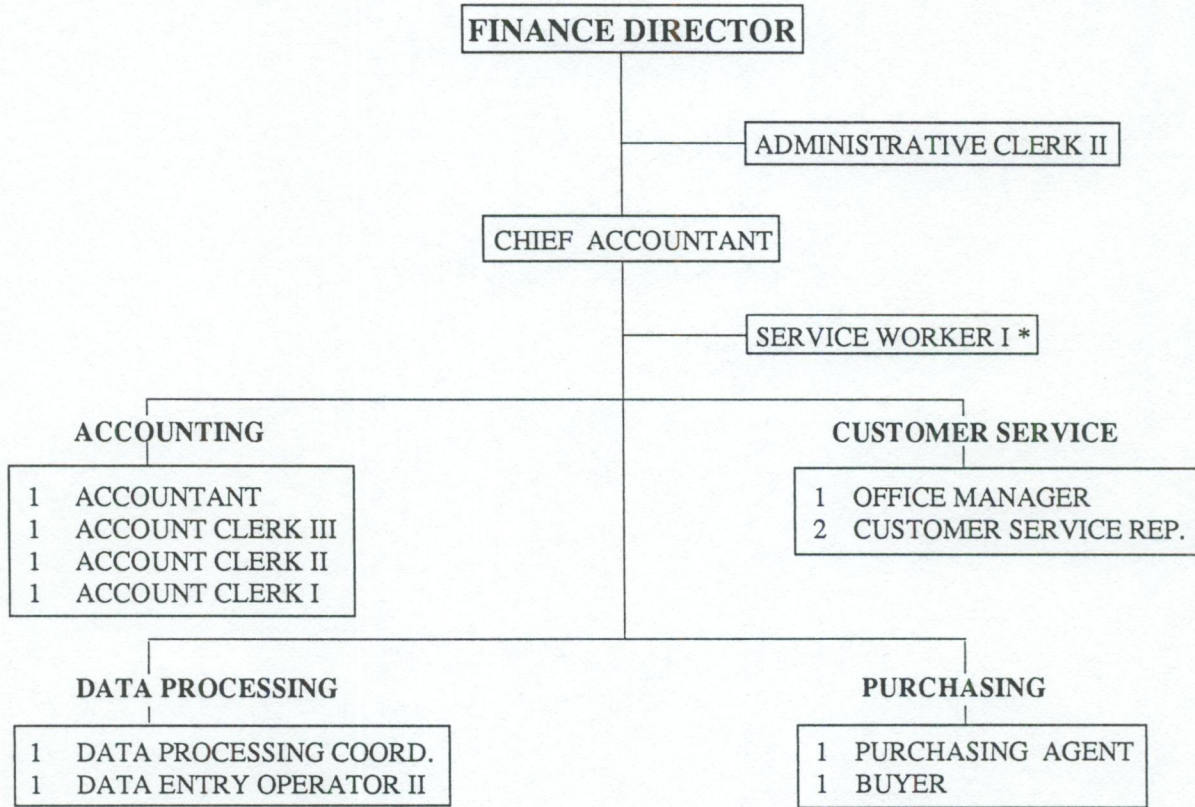
* OPERATING EXPENSES	248,679.04	273,569.62	286,335.00	302,415	294,485	294,485	294,485		

* 001-06-09-520-640									
* MACHINERY AND EQUIPMENT	0.00	0.00	0.00	0	6,200	0	0		

* NON-OPERATING EXPENSES	0.00	0.00	0.00	0	6,200	0	0		

* * DIVISION TOTALS *	317,118.50	368,865.22	412,932.00	383,675	443,957	398,708	398,708		

Finance



*Non-Departmental

DEPARTMENTAL BUDGET DETAIL

FUND: GENERAL (001)
DEPARTMENT: FINANCE
DIVISION: ACCOUNTING

GOALS:

To account for all finance related transactions of the City in order to assure compliance with adopted policies, related laws, and city ordinances in accordance with generally accepted accounting principles. Also, increase customer satisfaction by providing timely and accurate financial information to the public, Council, the City Manager, and other departments.

OBJECTIVES:

1. Provide customized financial data according to the individual needs of Council, managers, and the public.
2. Continue to monitor and improve procedures regarding internal controls over the budget, cash disbursements and receipts, and fixed assets.
3. Produce an annual budget that provides all users and decision makers a solid understanding of financial plans for the City.
4. Prepare a final budget that will meet the standards for the Award for Distinguished Budget Presentation.
5. Prepare a Comprehensive Annual Financial report worthy of the Award for Achievement in Financial Reporting for the tenth consecutive year.
6. Increase communication with all departments in order to raise the level of customer satisfaction.

ACTIVITY MEASURES:

<u>PROCESSED ANNUALLY</u>	<u>ACTUAL</u> <u>88/89</u>	<u>CURRENT</u> <u>89/90</u>	<u>FORECAST</u> <u>90/91</u>
Payroll Checks	23,628	25,852	28,179
Fund Accounting Transactions	92,240	100,944	110,028
Parking Tickets	17,461	19,459	21,404
Parking Renewal Notices	1,232	1,252	1,275
Vendor Checks	10,356	10,873	11,416

*** 1991 ANNUAL BUDGET ***

* GENERAL FUND	FINANCE DEPARTMENT				ACCOUNTING		FISCAL YEAR ENDING 09-30-91				*		

* CLASSIFICATION	I	I	I	I	I	I	I	I	I	I	*		
	87-88	88-89	CURRENT	COST TO	DEPARTMENT	RECOMMENDED	COUNCIL				*		
	ACTUAL	ACTUAL	YEAR	COMPLETE	REQUEST	BY THE	APPROVED				*		
			BUDGET	TO 09-30-90		MANAGER					*		
											*		

* 001-07-11-513-120	I	I	I	I	I	I	I	I	I	I	*		
* REGULAR SALARIES	I	172,641.64	I	197,408.71	I	188,868.00	I	205,044	I	202,376	I	202,376	*
* 001-07-11-513-127	I	I	I	I	I	I	I	I	I	I	I	*	
* LABOR ABATEMENTS	I	0.00	I	-10,000.00	I	-10,000.00	I	-10,948	I	-41,543	I	-41,543	*
* 001-07-11-513-140	I	I	I	I	I	I	I	I	I	I	I	*	
* OVERTIME	I	220.04	I	285.55	I	300.00	I	750	I	500	I	500	*
* 001-07-11-513-250	I	I	I	I	I	I	I	I	I	I	I	*	
* EMPLOYER PAYROLL EXPENSES	I	29,854.34	I	37,757.23	I	38,064.00	I	41,158	I	45,782	I	43,698	*
* 001-07-11-513-290	I	I	I	I	I	I	I	I	I	I	I	*	
* GENERAL & MERIT INCREASE	I	0.00	I	0.00	I	0.00	I	0	I	10,873	I	10,764	*

* PERSONAL SERVICES	I	202,716.02	I	225,451.49	I	217,232.00	I	236,004	I	217,988	I	215,795	*

* 001-07-11-513-300	I	I	I	I	I	I	I	I	I	I	I	*	
* OPERATING EXPENSES	I	3,980.20	I	5,037.42	I	7,240.00	I	11,612	I	8,080	I	8,080	*
* 001-07-11-513-390	I	I	I	I	I	I	I	I	I	I	I	*	
* AUTO MILEAGE	I	600.00	I	600.00	I	600.00	I	600	I	600	I	600	*
* 001-07-11-513-400	I	I	I	I	I	I	I	I	I	I	I	*	
* TRAVEL AND PER DIEM	I	1,745.35	I	3,430.41	I	2,600.00	I	2,848	I	2,600	I	2,600	*
* 001-07-11-513-410	I	I	I	I	I	I	I	I	I	I	I	*	
* COMMUNICATION SERVICE	I	753.34	I	732.55	I	750.00	I	628	I	3,200	I	3,200	*
* 001-07-11-513-460	I	I	I	I	I	I	I	I	I	I	I	*	
* REPAIR & MAINTENANCE SERVICES	I	155.00	I	120.00	I	500.00	I	300	I	500	I	500	*
* 001-07-11-513-480	I	I	I	I	I	I	I	I	I	I	I	*	
* SCHOOL & TRAINING EXPENSE	I	1,323.56	I	3,493.25	I	4,000.00	I	4,395	I	1,200	I	1,200	*
* 001-07-11-513-495	I	I	I	I	I	I	I	I	I	I	I	*	
* S.T.A.R. CHARGES & OBLIGATIONS	I	928.99	I	1,244.92	I	750.00	I	150	I	300	I	300	*
* 001-07-11-513-510	I	I	I	I	I	I	I	I	I	I	I	*	
* OFFICE SUPPLIES	I	850.58	I	666.96	I	850.00	I	603	I	900	I	900	*
* 001-07-11-513-520	I	I	I	I	I	I	I	I	I	I	I	*	
* OPERATING SUPPLIES	I	184.80	I	320.64	I	300.00	I	101	I	300	I	300	*

*** 1991 ANNUAL BUDGET ***

* GENERAL FUND	FINANCE DEPARTMENT			ACCOUNTING			FISCAL YEAR ENDING 09-30-91			*					

* CLASSIFICATION	I	I	I	I	I	I	I	I	I	*					
	I	I	I	I	CURRENT	I	COST TO	I	DEPARTMENT	I	RECOMMENDED	I	COUNCIL	*	
	I	87-88	I	88-89	I	YEAR	I	COMPLETE	I	REQUEST	I	BY THE	I	APPROVED	*
	I	ACTUAL	I	ACTUAL	I	BUDGET	I	TO 09-30-90	I		I	MANAGER	I		*
	I		I		I		I		I		I		I		*

* 001-07-11-513-540	I		I		I		I		I		I		I		*
* BOOKS,PUBLICATIONS,SUBS & MEM	I	417.14	I	482.68	I	575.00	I	530	I	600	I	600	I	600	*
* 001-07-11-513-550	I		I		I		I		I		I		I		*
* DUPLICATING CHARGES	I	1,028.08	I	1,385.96	I	1,000.00	I	1,300	I	1,200	I	1,200	I	1,200	*
	I		I		I		I		I		I		I		*

* OPERATING EXPENSES	I	11,967.04	I	17,514.79	I	19,165.00	I	23,067	I	19,480	I	19,480	I	19,480	*

* 001-07-11-513-640	I		I		I		I		I		I		I		*
* MACHINERY AND EQUIPMENT	I	349.00	I	0.00	I	0.00	I	0	I	0	I		I		*
	I		I		I		I		I		I		I		*

* NON-OPERATING EXPENSES	I	349.00	I	0.00	I	0.00	I	0	I	0	I		I		*

	I		I		I		I		I		I		I		*
=====															
* * DIVISION TOTALS *	I	215,032.06	I	242,966.28	I	236,397.00	I	259,071	I	237,468	I	235,275	I	235,275	*
=====															

DEPARTMENTAL BUDGET DETAIL

FUND: GENERAL (001)
DEPARTMENT: FINANCE
DIVISION: CUSTOMER SERVICE

GOALS:

To enhance the computer capabilities of the Customer Service Division when preparing service orders and occupational licenses.

OBJECTIVES:

1. To implement a computerized procedure for all service orders completed by the Customer Service Division.
2. To develop and maintain a system for occupational licenses that are printed in advance and subsequently voided. To update computer with present owner and business phone.

ACTIVITY MEASURES:

<u>PROCESSED ANNUALLY</u>	<u>ACTUAL</u> <u>88/89</u>	<u>CURRENT</u> <u>89/90</u>	<u>FORECAST</u> <u>89/90</u>
Utility Bills	88,136	87,072	87,500
Final Notices	3,290	3,400	3,450
Occupational Licenses	3,204	3,414	3,606
Occupational Lic Renewal Notices	4,704	4,900	5,100
* Service Orders	3,334	3,668	3,812
Journal Vouchers	780	936	1,040

* Service Orders are not completed for address changes and accounts turned off for non-payment. These requests would significantly increase these figures.

*** 1991 ANNUAL BUDGET ***

GENERAL FUND	FINANCE DEPARTMENT			CUSTOMER SERVICE			FISCAL YEAR ENDING 09-30-91		
*****	*****								
CLASSIFICATION	87-88	88-89	CURRENT	COST TO	DEPARTMENT	RECOMMENDED	COUNCIL		
	ACTUAL	ACTUAL	YEAR	COMPLETE	REQUEST	BY THE	APPROVED		
			BUDGET	TO 09-30-90		MANAGER			
*****	*****								
001-07-12-513-120									
REGULAR SALARIES	52,996.57	56,330.66	55,098.00	58,610	59,650	59,650	59,650	59,650	59,650
001-07-12-513-130									
OTHER SALARIES AND WAGES	0.00	71.20	0.00	0	0	0	0	0	0
001-07-12-513-140									
OVERTIME	0.00	0.00	0.00	0	0	0	0	0	0
001-07-12-513-250									
EMPLOYER PAYROLL EXPENSES	10,537.10	11,742.98	11,840.00	14,340	16,105	15,490	15,490	15,490	15,490
001-07-12-513-290									
GENERAL & MERIT INCREASE	0.00	0.00	0.00	0	3,978	3,944	3,944	3,944	3,944

PERSONAL SERVICES	63,533.67	68,144.84	66,938.00	72,950	79,733	79,084	79,084	79,084	79,084

001-07-12-513-300									
OPERATING EXPENSES	0.00	900.00	395.00	558	595	595	595	595	595
001-07-12-513-400									
TRAVEL AND PER DIEM	0.00	1,370.89	0.00	72	500	500	500	500	500
001-07-12-513-410									
COMMUNICATION SERVICE	23.26	4.20	25.00	25	900	900	900	900	900
001-07-12-513-420									
TRANSPORTATION	35,753.77	34,841.95	36,000.00	36,000	51,210	51,210	51,210	51,210	51,210
001-07-12-513-460									
REPAIR & MAINTENANCE SERVICES	779.00	794.85	832.00	885	885	885	885	885	885
001-07-12-513-470									
PRINTING & BINDING	1,010.39	1,191.17	1,338.00	950	542	542	542	542	542
001-07-12-513-480									
SCHOOL & TRAINING EXPENSE	0.00	207.08	100.00	154	100	100	100	100	100
001-07-12-513-510									
OFFICE SUPPLIES	320.87	340.45	368.00	300	300	300	300	300	300
001-07-12-513-520									
OPERATING SUPPLIES	0.00	0.00	0.00	0	0	0	0	0	0

DEPARTMENTAL BUDGET DETAIL

FUND: GENERAL (001)
DEPARTMENT: FINANCE
DIVISION: PURCHASING

GOALS:

To maintain, at all times, a procurement program that is conducted without favor or arbitrariness, and to purchase goods and services in an efficient and competitive manner.

OBJECTIVES:

1. Pursue professional excellence and communicate this to using departments, key personnel and the public.
2. Work with departments and vendors to bring about cost reductions.
3. Use automated procedures to provide current, accurate information.
4. Provide leadership in the standardization of materials, supplies, equipment, services and procedures.

ACTIVITY MEASURES:

	<u>UNITS</u>	<u>ACTUAL</u> 88/89	<u>CURRENT</u> 89/90	<u>FORECAST</u> 90/91
Sealed Bids	Bids	70	75	70
Purchase Orders	P.O.	800	825	850
Department Purchase Orders	D.P.O.	500	600	500
Change Orders	C.O.	80	80	75
Central Supply Orders	C.S.O.	965	980	900
C.S. Line Items Issued	L.I.	N/A	N/A	3500
Fixed Asset Transactions	F.A.	800	850	500
Partial Receiving Reports	Partials	136	150	200

* * * 1991 ANNUAL BUDGET * * *

GENERAL FUND	FINANCE DEPARTMENT				PURCHASING		FISCAL YEAR ENDING 09-30-91		
*****	*****								
CLASSIFICATION	I	I	I	I	I	I	I	I	I
	87-88	88-89	CURRENT	COST TO	DEPARTMENT	RECOMMENDED	COUNCIL		
	ACTUAL	ACTUAL	YEAR	COMPLETE	REQUEST	BY THE	APPROVED		
			BUDGET	TO 09-30-90		MANAGER			
*****	*****								
001-07-14-513-120									
REGULAR SALARIES	53,084.63	59,736.09	57,482.00	62,904	62,368	62,368	62,368	62,368	
001-07-14-513-140									
OVERTIME	577.28	29.62	0.00	17	0				
001-07-14-513-250									
EMPLOYER PAYROLL EXPENSES	8,235.97	10,632.47	10,448.00	12,228	13,428	12,785	12,785	12,785	
001-07-14-513-290									
GENERAL & MERIT INCREASE	0.00	0.00	0.00	0	3,980	3,945	3,945	3,945	

PERSONAL SERVICES	61,897.88	70,398.18	67,930.00	75,149	79,776	79,098	79,098	79,098	

001-07-14-513-300									
OPERATING EXPENSES	73.73	2,214.58	1,120.00	3,665	1,595	1,295	1,295	1,295	
001-07-14-513-340									
OTHER CONTRACTUAL SERVICES	322.50	1,120.80	0.00	0	0				
001-07-14-513-390									
AUTO MILEAGE	0.00	55.80	125.00	100	125	125	125	125	
001-07-14-513-400									
TRAVEL AND PER DIEM	1,014.81	1,110.90	2,488.00	1,600	2,950	2,318	2,318	2,318	
001-07-14-513-410									
COMMUNICATION SERVICE	370.04	889.31	995.00	995	1,400	1,400	1,400	1,400	
001-07-14-513-420									
TRANSPORTATION	969.00	720.00	711.00	711	722	722	722	722	
001-07-14-513-430									
UTILITY SERVICES	0.00	1,035.34	1,500.00	1,650	2,000	2,000	2,000	2,000	
001-07-14-513-440									
RENTALS AND LEASES	0.00	9,635.04	12,852.00	12,847	20,340	20,340	20,340	20,340	
001-07-14-513-460									
REPAIR & MAINTENANCE SERVICES	94.15	1,125.00	2,700.00	2,400	2,990	2,990	2,990	2,990	
001-07-14-513-470									
PRINTING & BINDING	939.80	2,201.80	2,000.00	2,000	2,000	2,000	2,000	2,000	
*****	*****								

*** 1991 ANNUAL BUDGET ***

GENERAL FUND	FINANCE DEPARTMENT			PURCHASING			FISCAL YEAR ENDING 09-30-91							

CLASSIFICATION	I	I	I	I	I	I	I	I	I					
	87-88	88-89	CURRENT	COST TO	DEPARTMENT	RECOMMENDED	COUNCIL							
	ACTUAL	ACTUAL	YEAR	COMPLETE	REQUEST	BY THE	APPROVED							
			BUDGET	TO 09-30-90		MANAGER								

* 001-07-14-513-480	I	I	I	I	I	I	I	I	I					
* SCHOOL & TRAINING EXPENSE	I	0.00	I	0.00	I	0.00	I	74	I	0	I	I	I	
* 001-07-14-513-510	I	I	I	I	I	I	I	I	I	I	I	I		
* OFFICE SUPPLIES	I	453.51	I	446.11	I	525.00	I	425	I	550	I	550	I	550
* 001-07-14-513-520	I	I	I	I	I	I	I	I	I	I	I	I	I	
* OPERATING SUPPLIES	I	107.85	I	-9,731.82	I	500.00	I	1,340	I	400	I	400	I	400
* 001-07-14-513-540	I	I	I	I	I	I	I	I	I	I	I	I	I	
* BOOKS,PUBLICATIONS,SUBS & MEM	I	295.00	I	378.00	I	385.00	I	385	I	395	I	395	I	395
* 001-07-14-513-550	I	I	I	I	I	I	I	I	I	I	I	I	I	
* DUPLICATING CHARGES	I	1,497.72	I	1,007.84	I	400.00	I	150	I	50	I	50	I	50

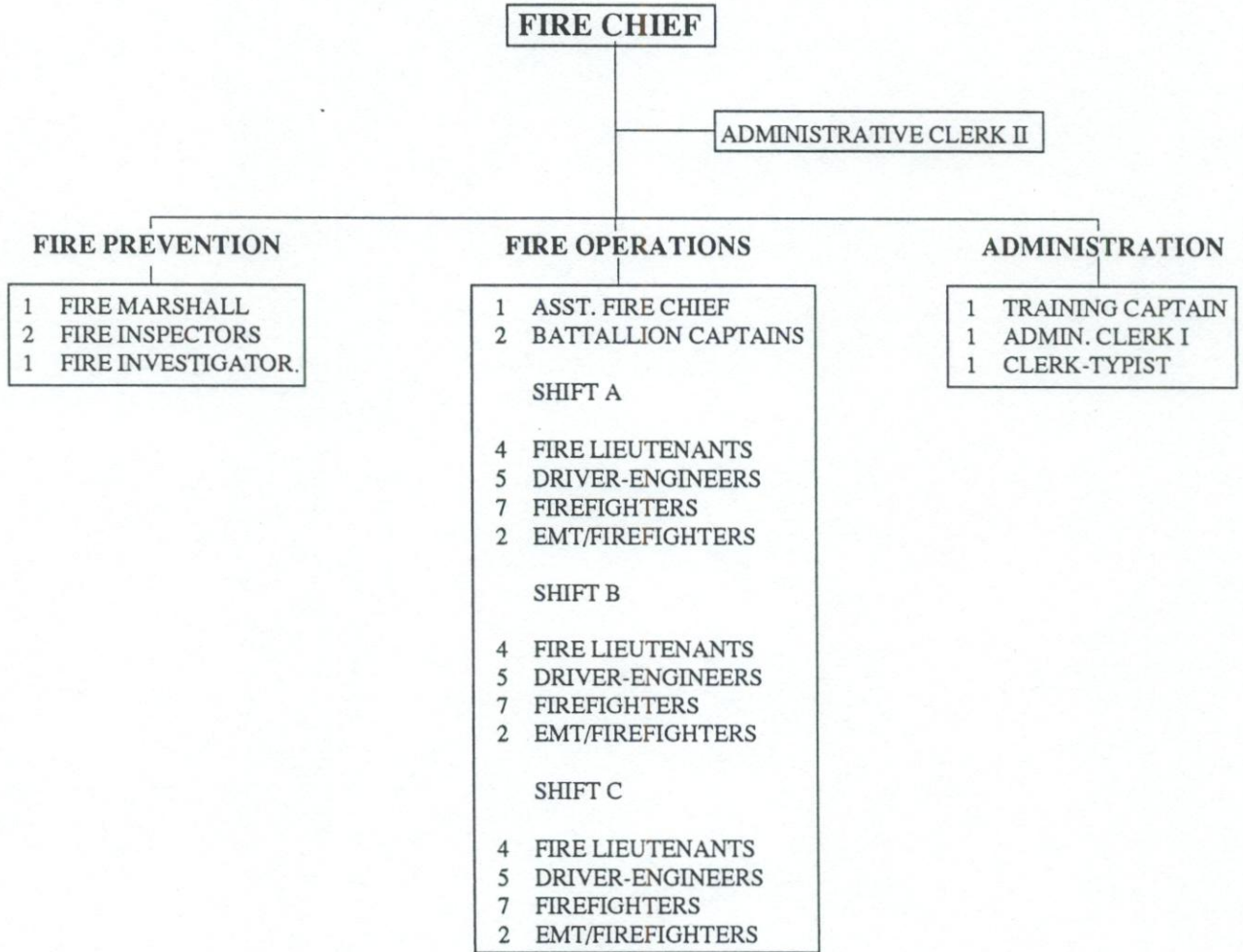
* OPERATING EXPENSES	I	6,138.11	I	12,208.70	I	26,301.00	I	28,342	I	35,517	I	34,585	I	34,585

* 001-07-14-513-640	I	I	I	I	I	I	I	I	I	I	I	I	I	
* MACHINERY AND EQUIPMENT	I	2,142.84	I	2,428.91	I	800.00	I	0	I	1,500	I	1,500	I	1,500

* NON-OPERATING EXPENSES	I	2,142.84	I	2,428.91	I	800.00	I	0	I	1,500	I	1,500	I	1,500

* * DIVISION TOTALS *	I	70,178.83	I	85,035.79	I	95,031.00	I	103,491	I	116,793	I	115,183	I	115,183
=====														

Fire



DEPARTMENTAL BUDGET DETAIL

FUND: GENERAL (001)
DEPARTMENT: FIRE
DIVISION: ALL

GOALS:

In addition to our traditional function of fire suppression, our Fire Department is responsible for Fire Prevention, Plans Review, Fire and Arson Investigation, Public Education, Emergency Medical Service, and Haz-mat Incident Control. The Fire Department, through the Fire Chief, is also responsible for administration and the development of the City's Peacetime Emergency Plan. Managing these responsibilities is a complex task that is key to the success of our organization. The proper use and development of people, equipment and revenue will determine the success of our Fire Department in achieving our goals.

OBJECTIVES:

1. Implement the third phase of our large Diameter Hose Program.
2. Strive toward increasing the number of Certified EMT's in Operations.
3. Upgrade Haz-Mat containment capabilities.
4. Upgrade our older rescue equipment.
5. Establish a career ladder within the Fire Prevention Bureau to encourage career employees in this division.
6. Increased Fire Protection by the addition of a staffed pumper/aerial vehicle to be housed at Station #1.
7. Improved Training Program by the addition of a live Fire Burn Building.
8. Establish and develop Public Education Programs to address the needs of all the citizens of Naples, including the development of a Fire Information Officer.
9. Adopt the 1988 NFPA Codes as the City of Naples Fire Codes.
10. Coordinate the requirements of SARA Title III for the Fire Department, the City Government, and the population. This includes right-to-know laws.
11. Successfully complete an ISO re-survey and obtain an even lower (better) rating than we currently have.

*** 1991 ANNUAL BUDGET ***

GENERAL FUND	FIRE DEPARTMENT		FIRE ADMINISTRATION			FISCAL YEAR ENDING 09-30-91				
*****	*****									
	I	I	I	I	I	I	I	I	I	I
CLASSIFICATION	87-88	88-89	CURRENT	COST TO	DEPARTMENT	RECOMMENDED	COUNCIL			
	ACTUAL	ACTUAL	YEAR	COMPLETE	REQUEST	BY THE	APPROVED			
			BUDGET	TO 09-30-90		MANAGER				
*****	*****									
001-08-15-522-120										
REGULAR SALARIES	167,366.53	191,999.31	190,267.00	189,505	226,353	195,530	195,530			
001-08-15-522-127										
LABOR ABATEMENTS	0.00	0.00	0.00	0	-2,400	-2,400	-2,400			
001-08-15-522-130										
OTHER SALARIES AND WAGES	238.99	100.00	250.00	250	250	250	250			
001-08-15-522-132										
STATE INCENTIVE PAY	660.00	500.00	600.00	1,920	1,920	1,920	1,920			
001-08-15-522-140										
OVERTIME	565.61	240.40	500.00	745	500	500	500			
001-08-15-522-150										
S.T.A.R. SALARIES & WAGES	3,036.61	4,285.02	4,000.00	6,835	4,000	4,000	4,000			
001-08-15-522-250										
EMPLOYER PAYROLL EXPENSES	21,668.93	27,247.52	27,696.00	28,777	46,202	32,263	32,263			
001-08-15-522-290										
GENERAL & MERIT INCREASE	0.00	0.00	0.00	0	14,534	12,183	12,183			
-----	-----	-----	-----	-----	-----	-----	-----			
PERSONAL SERVICES	193,536.67	224,372.25	223,313.00	228,032	291,359	244,246	244,246			
-----	-----	-----	-----	-----	-----	-----	-----			
001-08-15-522-300										
OPERATING EXPENSES	786.92	3,751.41	5,200.00	5,000	7,209	7,209	7,209			
001-08-15-522-310										
PROFESSIONAL SERVICES	80.00	0.00	0.00	0	0					
001-08-15-522-340										
OTHER CONTRACTUAL SERVICES	2,197.56	2,197.56	2,200.00	2,198	4,030	4,030	4,030			
001-08-15-522-400										
TRAVEL AND PER DIEM	1,930.25	2,853.20	3,700.00	3,700	7,755	6,755	6,755			
001-08-15-522-410										
COMMUNICATION SERVICE	2,711.30	4,831.95	8,749.00	7,249	6,736	6,736	6,736			
001-08-15-522-450										
INSURANCE	16.00	64.50	66.00	65	65	65	65			
*****	*****									

*** 1991 ANNUAL BUDGET ***

* GENERAL FUND	FIRE DEPARTMENT		FIRE ADMINISTRATION		FISCAL YEAR ENDING 09-30-91				
CLASSIFICATION	87-88 ACTUAL	88-89 ACTUAL	CURRENT YEAR BUDGET	COST TO COMPLETE TO 09-30-90	DEPARTMENT REQUEST	RECOMMENDED BY THE MANAGER	COUNCIL APPROVED		
001-08-15-522-460									
REPAIR & MAINTENANCE SERVICES	5,172.57	5,125.25	6,200.00	7,200	9,060	9,060	9,060		
001-08-15-522-470									
PRINTING & BINDING	252.08	724.05	700.00	600	500	500	500		
001-08-15-522-480									
SCHOOL & TRAINING EXPENSE	5,414.09	7,757.76	14,659.00	12,659	19,570	15,875	15,875		
001-08-15-522-491									
ABATEMENTS- MATERIALS-SUPPLIES	-175.00	0.00	0.00	0	0				
001-08-15-522-495									
S.T.A.R. CHARGES & OBLIGATIONS	2,102.28	684.84	500.00	2,100	750	750	750		
001-08-15-522-510									
OFFICE SUPPLIES	2,689.13	2,476.27	7,500.00	7,000	5,500	5,500	5,500		
001-08-15-522-520									
OPERATING SUPPLIES	1,436.06	2,679.68	1,400.00	1,400	1,248	1,248	1,248		
001-08-15-522-540									
BOOKS,PUBLICATIONS,SUBS & MEM	520.24	1,083.46	1,000.00	1,050	2,637	2,212	2,212		
001-08-15-522-550									
DUPLICATING CHARGES	984.38	975.36	1,500.00	1,200	1,200	1,200	1,200		
001-08-15-522-560									
SAFETY	0.00	0.00	0.00	0	2,975	2,975	2,975		
001-08-15-522-570									
HYDRANT MAINTENANCE	0.00	0.00	0.00	0	0				

OPERATING EXPENSES	26,117.86	35,205.29	53,374.00	51,421	69,235	64,115	64,115		

001-08-15-522-630									
IMPROVEMENTS OTHER THAN BLDGS	0.00	0.00	0.00	0	1,800	1,800	1,800		
001-08-15-522-640									
MACHINERY AND EQUIPMENT	2,537.06	2,112.42	2,457.00	2,457	10,680	8,785	8,785		

NON-OPERATING EXPENSES	2,537.06	2,112.42	2,457.00	2,457	12,480	10,585	10,585		

* DIVISION TOTALS *	222,191.59	261,689.96	279,144.00	281,910	373,074	318,946	318,946		

*** 1991 ANNUAL BUDGET ***

GENERAL FUND	FIRE DEPARTMENT		FIRE OPERATIONS			FISCAL YEAR ENDING 09-30-91				

CLASSIFICATION	87-88 ACTUAL	88-89 ACTUAL	CURRENT YEAR BUDGET	COST TO COMPLETE TO 09-30-90	DEPARTMENT REQUEST	RECOMMENDED BY THE MANAGER	COUNCIL APPROVED			

001-08-54-522-120										
REGULAR SALARIES	716,504.22	872,449.48	923,202.00	1,060,269	1,293,176	1,133,309	1,133,309			
001-08-54-522-123										
SALARY SAVINGS	0.00	0.00	-10,000.00	0	0					
001-08-54-522-130										
OTHER SALARIES AND WAGES	100.00	100.00	5,130.00	5,130	5,412	5,412	5,412			
001-08-54-522-132										
STATE INCENTIVE PAY	1,000.00	690.25	1,800.00	1,200	2,400	2,400	2,400			
001-08-54-522-140										
OVERTIME	81,985.47	73,736.27	83,836.00	56,827	74,680	74,680	74,680			
001-08-54-522-250										
EMPLOYER PAYROLL EXPENSES	105,090.32	144,080.09	156,844.00	182,187	305,683	212,892	212,892			
001-08-54-522-290										
GENERAL & MERIT INCREASE	0.00	0.00	0.00	0	88,271	74,596	74,596			

PERSONAL SERVICES	904,680.01	1,091,056.09	1,160,812.00	1,305,613	1,769,622	1,503,289	1,503,289			

001-08-54-522-300										
OPERATING EXPENSES	2,316.92	6,388.90	8,093.00	8,000	7,312	8,473	8,473			
001-08-54-522-310										
PROFESSIONAL SERVICES	4,631.21	1,393.00	2,710.00	2,563	5,920	5,920	5,920			
001-08-54-522-340										
OTHER CONTRACTUAL SERVICES	975.30	1,204.01	1,535.00	1,463	1,600					
001-08-54-522-400										
TRAVEL AND PER DIEM	17.29	57.93	0.00	0	0					
001-08-54-522-420										
TRANSPORTATION	33,597.00	31,752.00	32,842.00	32,842	42,772	37,772	37,772			
001-08-54-522-430										
UTILITY SERVICES	9,236.19	9,510.01	11,000.00	10,500	12,008	12,008	12,008			
001-08-54-522-460										
REPAIR & MAINTENANCE SERVICES	4,950.57	5,539.54	6,200.00	8,700	8,620	8,000	8,000			

*** 1991 ANNUAL BUDGET ***

GENERAL FUND	FIRE DEPARTMENT		FIRE OPERATIONS		FISCAL YEAR ENDING 09-30-91				
CLASSIFICATION	87-88 ACTUAL	88-89 ACTUAL	CURRENT YEAR BUDGET	COST TO COMPLETE TO 09-30-90	DEPARTMENT REQUEST	RECOMMENDED BY THE MANAGER	COUNCIL APPROVED		
001-08-54-522-470									
PRINTING & BINDING	0.00	41.95	0.00	0	350	150	150		
001-08-54-522-480									
SCHOOL & TRAINING EXPENSE	554.59	0.00	0.00	0	0				
001-08-54-522-490									
OTHER CURRENT CHARGES & OBLIG	233.59	149.16	550.00	550	550	250	250		
001-08-54-522-510									
OFFICE SUPPLIES	0.00	306.38	250.00	250	0				
001-08-54-522-520									
OPERATING SUPPLIES	20,021.17	31,511.04	28,000.00	28,000	52,271	47,200	47,200		
001-08-54-522-540									
BOOKS,PUBLICATIONS,SUBS & MEM	839.51	538.51	75.00	21	0				
001-08-54-522-570									
HYDRANT MAINTENANCE	257.72	1,289.04	300.00	173	1,900	1,900	1,900		
OPERATING EXPENSES	77,631.06	89,681.47	91,555.00	93,062	133,303	121,673	121,673		
001-08-54-522-620									
BUILDINGS	1,209.87	1,250.00	0.00	0	2,000	2,000	2,000		
001-08-54-522-630									
IMPROVEMENTS OTHER THAN BLDGS	0.00	1,182.00	0.00	0	0				
001-08-54-522-640									
MACHINERY AND EQUIPMENT	8,848.01	1,068.00	9,000.00	8,799	6,740	6,740	6,740		
NON-OPERATING EXPENSES	10,057.88	3,500.00	9,000.00	8,799	8,740	8,740	8,740		
* DIVISION TOTALS *	992,368.95	1,184,237.56	1,261,367.00	1,407,474	1,911,665	1,633,702	1,633,702		

*** 1991 ANNUAL BUDGET ***

* GENERAL FUND	FIRE DEPARTMENT		FIRE PREVENTION		FISCAL YEAR ENDING 09-30-91				
CLASSIFICATION	87-88 ACTUAL	88-89 ACTUAL	CURRENT YEAR BUDGET	COST TO COMPLETE TO 09-30-90	DEPARTMENT REQUEST	RECOMMENDED BY THE MANAGER	COUNCIL APPROVED		
* 001-08-55-522-120									
* REGULAR SALARIES	96,529.24	84,263.65	91,394.00	93,814	123,329	102,149	102,149		
* 001-08-55-522-130									
* OTHER SALARIES AND WAGES	110.00	100.00	200.00	100	0				
* 001-08-55-522-132									
* STATE INCENTIVE PAY	1,100.00	400.00	600.00	1,200	1,320	1,320	1,320		
* 001-08-55-522-140									
* OVERTIME	2,416.04	2,893.00	3,800.00	3,800	4,500	4,500	4,500		
* 001-08-55-522-250									
* EMPLOYER PAYROLL EXPENSES	12,478.01	13,054.42	14,241.00	14,086	27,215	16,717	16,717		
* 001-08-55-522-290									
* GENERAL & MERIT INCREASE	0.00	0.00	0.00	0	5,964	6,546	6,546		

* PERSONAL SERVICES	112,633.29	100,711.07	110,235.00	113,000	162,328	131,232	131,232		

* 001-08-55-522-300									
* OPERATING EXPENSES	752.78	2,030.59	1,000.00	1,000	1,440	1,440	1,440		
* 001-08-55-522-400									
* TRAVEL AND PER DIEM	87.29	263.69	1,294.00	1,000	1,727	1,294	1,294		
* 001-08-55-522-420									
* TRANSPORTATION	816.64	0.00	0.00	0	0				
* 001-08-55-522-460									
* REPAIR & MAINTENANCE SERVICES	400.00	0.00	300.00	0	300	300	300		
* 001-08-55-522-470									
* PRINTING & BINDING	0.00	63.00	120.00	0	120	120	120		
* 001-08-55-522-480									
* SCHOOL & TRAINING EXPENSE	1,779.82	577.13	0.00	0	0				
* 001-08-55-522-520									
* OPERATING SUPPLIES	2,937.44	5,323.83	3,500.00	3,500	4,650	4,400	4,400		
* 001-08-55-522-540									
* BOOKS,PUBLICATIONS,SUBS & MEM	274.00	273.20	1,624.00	1,183	542	542	542		

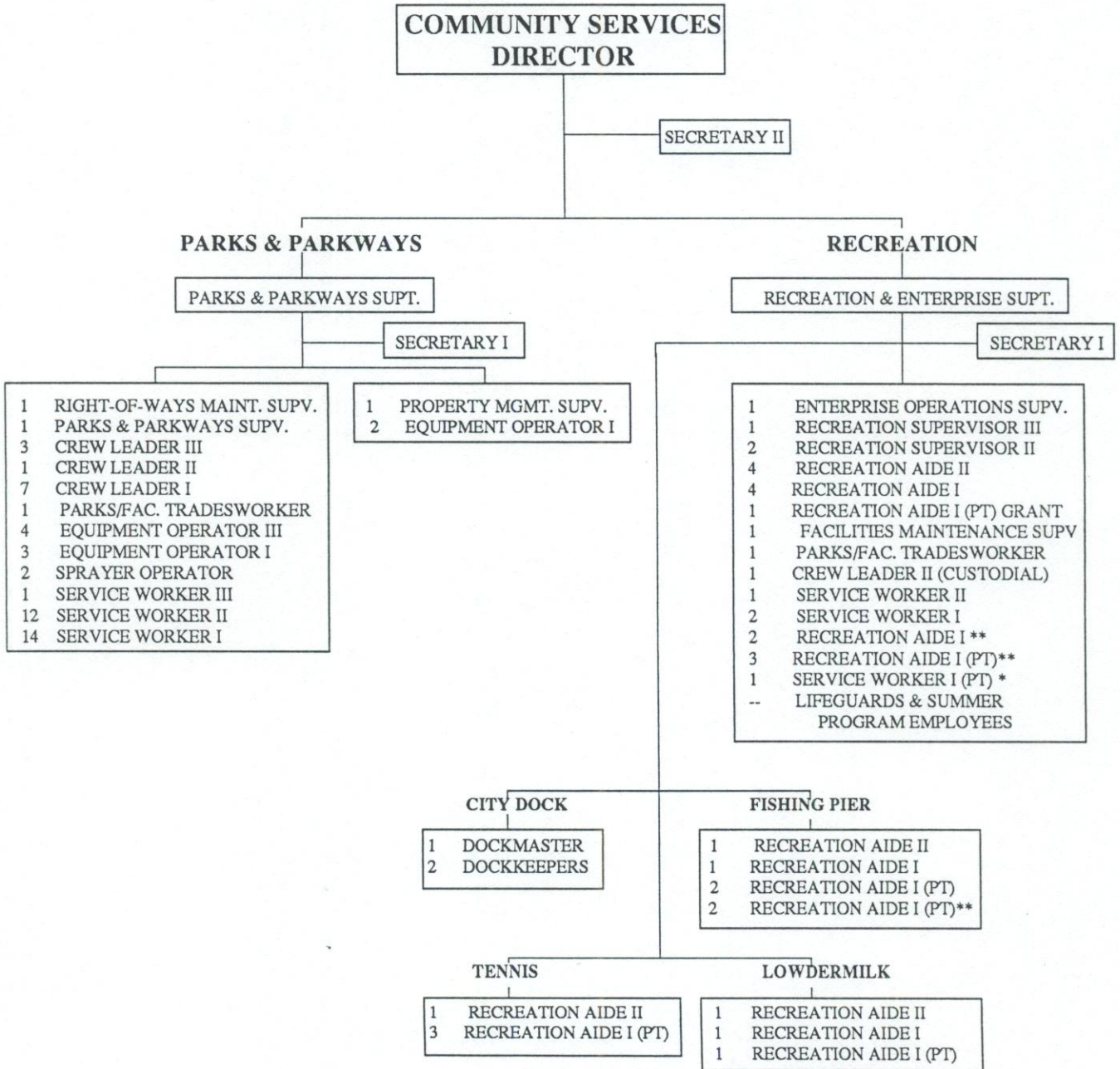
*** 1991 ANNUAL BUDGET ***

GENERAL FUND	FIRE DEPARTMENT		FIRE PREVENTION		FISCAL YEAR ENDING 09-30-91				
CLASSIFICATION	87-88 ACTUAL	88-89 ACTUAL	CURRENT YEAR BUDGET	COST TO COMPLETE TO 09-30-90	DEPARTMENT REQUEST	RECOMMENDED BY THE MANAGER	COUNCIL APPROVED		
001-08-55-522-550									
DUPLICATING CHARGES	0.00	0.00	50.00	50	0				
001-08-55-522-560									
SAFETY	-270.00	0.00	0.00	0	0				
OPERATING EXPENSES	6,777.97	8,531.44	7,888.00	6,733	8,779	8,096	8,096		
001-08-55-522-640									
MACHINERY AND EQUIPMENT	1,899.50	0.00	600.00	569	950	950	950		950
NON-OPERATING EXPENSES	1,899.50	0.00	600.00	569	950	950	950		950
* DIVISION TOTALS *	121,310.76	109,242.51	118,723.00	120,302	172,057	140,278	140,278		

*** 1991 ANNUAL BUDGET ***

GENERAL FUND	FIRE DEPARTMENT		FIRE PREVENTION		FISCAL YEAR ENDING 09-30-91			
CLASSIFICATION	I I I I I	I I I I I	I I I I I	I CURRENT YEAR BUDGET	I COST TO COMPLETE TO 09-30-90	I DEPARTMENT REQUEST	I RECOMMENDED BY THE MANAGER	I COUNCIL APPROVED
** DEPARTMENT TOTALS **	I 1,335,871.30	I 1,555,170.03	I 1,659,234.00	I	I 1,809,686	I 2,456,796	I 2,092,926	I 2,092,926

Community Services



* NON-DEPARTMENTAL
 ** BEACH MAINTENANCE

DEPARTMENTAL BUDGET DETAIL

FUND: GENERAL (001)
DEPARTMENT: COMMUNITY SERVICES
DIVISION: ADMINISTRATION

GOALS:

The Administration Division will continue to provide leadership, planning, Capital Project administration and public information to the community in an equitable manner.

OBJECTIVES:

1. To schedule, plan and complete capital projects for the fiscal year.
2. To schedule and provide concerts and special events for the community.
3. Establish policies, procedures and performance standards for our Department.
4. Automation of program registration, work order, and field maintenance activities.

ACTIVITY MEASURES:

	ACTUAL <u>88/89</u>	CURRENT <u>89/90</u>	FORECAST <u>90/91</u>
Budget	\$95,930	\$88,809	\$100,492
Personnel	2	2	2

*** 1991 ANNUAL BUDGET ***

GENERAL FUND	COMMUNITY SERVICES			ADMINISTRATION			FISCAL YEAR ENDING 09-30-91			

CLASSIFICATION	I	I	I	I	I	I	I	I	I	I
	87-88	88-89	CURRENT	COST TO	DEPARTMENT	RECOMMENDED	COUNCIL			
	ACTUAL	ACTUAL	YEAR	COMPLETE	REQUEST	BY THE	APPROVED			
			BUDGET	TO 09-30-90		MANAGER				

* 001-09-16-572-120	I	I	I	I	I	I	I	I	I	I
* REGULAR SALARIES	61,904.62	71,355.84	68,815.00	75,696	75,695	75,695	75,695	75,695	75,695	75,695
* 001-09-16-572-130	I	I	I	I	I	I	I	I	I	I
* OTHER SALARIES AND WAGES	3,680.53	229.09	0.00	750	350	350	350	350	350	350
* 001-09-16-572-140	I	I	I	I	I	I	I	I	I	I
* OVERTIME	269.93	96.80	0.00	13	0	0	0	0	0	0
* 001-09-16-572-150	I	I	I	I	I	I	I	I	I	I
* S.T.A.R. SALARIES & WAGES	83.32	0.00	0.00	0	0	0	0	0	0	0
* 001-09-16-572-250	I	I	I	I	I	I	I	I	I	I
* EMPLOYER PAYROLL EXPENSES	10,947.43	13,822.79	13,255.00	14,231	15,253	14,473	14,473	14,473	14,473	14,473
* 001-09-16-572-290	I	I	I	I	I	I	I	I	I	I
* GENERAL & MERIT INCREASE	0.00	0.00	0.00	0	4,794	4,752	4,752	4,752	4,752	4,752

* PERSONAL SERVICES	76,885.83	85,504.52	82,070.00	90,690	96,092	95,270	95,270	95,270	95,270	95,270

* 001-09-16-572-340	I	I	I	I	I	I	I	I	I	I
* OTHER CONTRACTUAL SERVICES	0.00	224.93	75.00	750	1,275	1,200	1,200	1,200	1,200	1,200
* 001-09-16-572-390	I	I	I	I	I	I	I	I	I	I
* AUTO MILEAGE	0.00	0.00	0.00	0	0	0	0	0	0	0
* 001-09-16-572-400	I	I	I	I	I	I	I	I	I	I
* TRAVEL AND PER DIEM	2,594.55	1,581.37	3,000.00	3,000	3,000	3,000	3,000	3,000	3,000	3,000
* 001-09-16-572-410	I	I	I	I	I	I	I	I	I	I
* COMMUNICATION SERVICE	802.31	618.99	800.00	650	800	800	800	800	800	800
* 001-09-16-572-420	I	I	I	I	I	I	I	I	I	I
* TRANSPORTATION	1,100.04	2,582.50	1,002.00	1,002	1,002	1,002	1,002	1,002	1,002	1,002
* 001-09-16-572-460	I	I	I	I	I	I	I	I	I	I
* REPAIR & MAINTENANCE SERVICES	0.00	75.00	0.00	75	75	75	75	75	75	75
* 001-09-16-572-470	I	I	I	I	I	I	I	I	I	I
* PRINTING & BINDING	0.00	14.25	0.00	37	0	0	0	0	0	0
* 001-09-16-572-480	I	I	I	I	I	I	I	I	I	I
* SCHOOL & TRAINING EXPENSE	0.00	150.00	0.00	80	80	80	80	80	80	80

*** 1991 ANNUAL BUDGET ***

* GENERAL FUND	COMMUNITY SERVICES		ADMINISTRATION		FISCAL YEAR ENDING 09-30-91			
CLASSIFICATION	87-88 ACTUAL	88-89 ACTUAL	CURRENT YEAR BUDGET	COST TO COMPLETE TO 09-30-90	DEPARTMENT REQUEST	RECOMMENDED BY THE MANAGER	COUNCIL APPROVED	
* 001-09-16-572-495								
* S.T.A.R. CHARGES & OBLIGATIONS	210.30	1,564.40	0.00	58	0			
* 001-09-16-572-510								
* OFFICE SUPPLIES	441.96	627.92	500.00	600	500	500	500	500
* 001-09-16-572-520								
* OPERATING SUPPLIES	119.95	5.19	0.00	118	300	300	300	300
* 001-09-16-572-540								
* BOOKS,PUBLICATIONS,SUBS & MEM	660.38	487.40	362.00	500	362	362	362	362
* 001-09-16-572-550								
* DUPLICATING CHARGES	1,342.36	2,494.00	1,000.00	1,400	1,000	1,000	1,000	1,000

* OPERATING EXPENSES	7,271.85	10,425.95	6,739.00	8,270	8,394	8,319	8,319	8,319

* 001-09-16-572-640								
* MACHINERY AND EQUIPMENT	0.00	0.00	0.00	0	800	800	800	800

* NON-OPERATING EXPENSES	0.00	0.00	0.00	0	800	800	800	800

* * DIVISION TOTALS *	84,157.68	95,930.47	88,809.00	98,960	105,286	104,389	104,389	104,389

DEPARTMENTAL BUDGET DETAIL

FUND: GENERAL (001)
DEPARTMENT: COMMUNITY SERVICES
DIVISION: LOWDERMILK PARK

GOALS:

Lowdermilk Park will continue to provide a relaxing atmosphere for park and beach patrons to visit. Patrons will be able to purchase drinks, food and small souvenirs in the concession stand. Special events to be held in the park to increase recreational opportunities.

OBJECTIVES:

1. To generate revenue through the operation of a concession stand.
2. To provide a relaxing, comfortable, and clean environment for patrons.

ACTIVITY MEASURES:

	<u>ACTUAL</u> <u>88/89</u>	<u>CURRENT</u> <u>89/90</u>	<u>FORECAST</u> <u>90/91</u>
Revenue	\$80,000	\$85,000	\$90,000
Budget	\$75,841	\$82,680	\$87,820
Personnel	3	3	3

*** 1991 ANNUAL BUDGET ***

* GENERAL FUND	COMMUNITY SERVICES				LOWDERMILK PARK		FISCAL YEAR ENDING 09-30-91			*					

* CLASSIFICATION	I	I	I	I	I	I	I	I	I	*					
	I	I	I	I	CURRENT	I	I	I	I	*					
	I	87-88	I	88-89	I	YEAR	I	COST TO	I	DEPARTMENT	I	RECOMMENDED	I	COUNCIL	*
	I	ACTUAL	I	ACTUAL	I	BUDGET	I	COMPLETE	I	REQUEST	I	BY THE	I	APPROVED	*
	I		I		I		I	TO 09-30-90	I		I	MANAGER	I		*

* 001-09-17-572-120	I		I		I		I		I		I		I		*
* REGULAR SALARIES	I	28,911.01	I	22,456.52	I	28,548.00	I	26,281	I	33,843	I	33,843	I	33,843	*
* 001-09-17-572-127	I		I		I		I		I		I		I		*
* LABOR ABATEMENTS	I	0.00	I	-11,756.00	I	-16,102.00	I	-16,102	I	-16,507	I	-16,507	I	-16,507	*
* 001-09-17-572-130	I		I		I		I		I		I		I		*
* OTHER SALARIES AND WAGES	I	215.74	I	11,674.59	I	17,169.00	I	15,140	I	17,661	I	17,661	I	17,661	*
* 001-09-17-572-140	I		I		I		I		I		I		I		*
* OVERTIME	I	1,014.37	I	1,214.65	I	1,306.00	I	1,000	I	1,500	I	1,500	I	1,500	*
* 001-09-17-572-250	I		I		I		I		I		I		I		*
* EMPLOYER PAYROLL EXPENSES	I	5,715.48	I	6,724.56	I	10,951.00	I	8,005	I	12,778	I	11,095	I	11,095	*
* 001-09-17-572-255	I		I		I		I		I		I		I		*
* PAYROLL EXPENSES ABATEMENTS	I	0.00	I	0.00	I	0.00	I	0	I	-2,357	I	-2,357	I	-2,357	*
* 001-09-17-572-290	I		I		I		I		I		I		I		*
* GENERAL & MERIT INCREASE	I	0.00	I	0.00	I	0.00	I	0	I	2,463	I	2,374	I	2,374	*

* PERSONAL SERVICES	I	35,856.60	I	30,314.32	I	41,872.00	I	34,324	I	49,381	I	47,609	I	47,609	*

* 001-09-17-572-300	I		I		I		I		I		I		I		*
* OPERATING EXPENSES	I	464.05	I	384.21	I	800.00	I	700	I	800	I	800	I	800	*
* 001-09-17-572-310	I		I		I		I		I		I		I		*
* PROFESSIONAL SERVICES	I	0.00	I	0.00	I	250.00	I	240	I	240	I	240	I	240	*
* 001-09-17-572-410	I		I		I		I		I		I		I		*
* COMMUNICATION SERVICE	I	350.84	I	281.39	I	200.00	I	135	I	249	I	249	I	249	*
* 001-09-17-572-430	I		I		I		I		I		I		I		*
* UTILITY SERVICES	I	3,612.40	I	2,715.23	I	2,508.00	I	1,500	I	2,583	I	2,583	I	2,583	*
* 001-09-17-572-460	I		I		I		I		I		I		I		*
* REPAIR & MAINTENANCE SERVICES	I	477.51	I	1,161.13	I	1,220.00	I	1,000	I	1,000	I	1,400	I	1,400	*
* 001-09-17-572-490	I		I		I		I		I		I		I		*
* OTHER CURRENT CHARGES & OBLIG	I	47.00	I	113.00	I	80.00	I	113	I	480	I	80	I	80	*
* 001-09-17-572-510	I		I		I		I		I		I		I		*
* OFFICE SUPPLIES	I	32.90	I	24.33	I	50.00	I	35	I	50	I	50	I	50	*

*** 1991 ANNUAL BUDGET ***

* GENERAL FUND	COMMUNITY SERVICES				LOWDERMILK PARK		FISCAL YEAR ENDING 09-30-91			*

* CLASSIFICATION	I 87-88	I 88-89	I YEAR	I CURRENT	I COST TO	I DEPARTMENT	I RECOMMENDED	I BY THE	I COUNCIL	*
	ACTUAL	ACTUAL	BUDGET	YEAR	COMPLETE	REQUEST	MANAGER	APPROVED		
					TO 09-30-90					

* 001-09-17-572-520	I	I	I	I	I	I	I	I	I	*
* OPERATING SUPPLIES	I 30,686.40	I 42,405.51	I 35,000.00	I 39,000	I 35,000	I 35,000	I 35,000	I 35,000	I 35,000	*

* OPERATING EXPENSES	I 35,671.10	I 47,084.80	I 40,108.00	I 42,723	I 40,402	I 40,402	I 40,402	I 40,402	I 40,402	*

* 001-09-17-572-640	I	I	I	I	I	I	I	I	I	*
* MACHINERY AND EQUIPMENT	I 0.00	I 0.00	I 700.00	I 396	I 500	I 500	I 500	I 500	I 500	*

* NON-OPERATING EXPENSES	I 0.00	I 0.00	I 700.00	I 396	I 500	I 500	I 500	I 500	I 500	*

* * DIVISION TOTALS *	I 71,527.70	I 77,399.12	I 82,680.00	I 77,443	I 90,283	I 88,511	I 88,511	I 88,511	I 88,511	*

DEPARTMENTAL BUDGET DETAIL

FUND: GENERAL (001)
DEPARTMENT: COMMUNITY SERVICES
DIVISION: FISHING PIER

GOALS:

The fishing pier will efficiently sell concession items and serve as an historical site for visitors and residents. The pier will also provide recreational fishing opportunities.

OBJECTIVES:

1. To sell bait, soda, ice cream, sandwiches, and souvenirs to the public.
2. To maintain a safe facility for visitors and residents.

ACTIVITY MEASURES:

	ACTUAL <u>88/89</u>	CURRENT <u>89/90</u>	FORECAST <u>90/91</u>
Revenue	\$178,000	\$190,000	\$190,000
Budget	\$166,120	\$175,981	\$178,642
Personnel	6	6	6

*** 1991 ANNUAL BUDGET ***

* GENERAL FUND	COMMUNITY SERVICES		FISHING PIER		FISCAL YEAR ENDING 09-30-91				
CLASSIFICATION	87-88 ACTUAL	88-89 ACTUAL	CURRENT YEAR BUDGET	COST TO COMPLETE TO 09-30-90	DEPARTMENT REQUEST	RECOMMENDED BY THE MANAGER	COUNCIL APPROVED		
001-09-18-572-620									
BUILDINGS	0.00	0.00	0.00	0	2,400	2,400	2,400		
001-09-18-572-630									
IMPROVEMENTS OTHER THAN BLDGS	5,864.48	0.00	0.00	0	0	0	0		
001-09-18-572-640									
MACHINERY AND EQUIPMENT	2,747.00	0.00	4,500.00	4,207	2,100	2,100	2,100		
NON-OPERATING EXPENSES	8,611.48	0.00	4,500.00	4,207	4,500	4,500	4,500		
* DIVISION TOTALS *	171,723.86	189,305.88	175,981.00	181,448	182,676	180,290	180,290		

DEPARTMENTAL BUDGET DETAIL

FUND: GENERAL (001)
DEPARTMENT: COMMUNITY SERVICES
DIVISION: TENNIS PROGRAM

GOALS:

The tennis courts at Cambier Park will continue to offer open play, leagues, lessons, special events and camps to visitors and residents of Naples. The tennis program will efficiently operate a pro shop.

OBJECTIVES:

1. To offer a full scale of tennis events and programs to the public.
2. Promote programs and events through media and brochures to the public.
3. Generate revenue through pro shop sales, daily permits, court users fees, and annual permits.

ACTIVITY MEASURES:

	<u>UNITS</u>	<u>ACTUAL</u> <u>88/89</u>	<u>CURRENT</u> <u>89/90</u>	<u>FORECAST</u> <u>90/91</u>
Daily play	numbers	6,184	6,200	7,500
Annual permit	numbers	679	680	660
Court revenue	money	\$74,000	\$90,000	\$92,000
Budget		\$74,782	\$82,270	\$91,444
Personnel		4	4	4

*** 1991 ANNUAL BUDGET ***

* GENERAL FUND	COMMUNITY SERVICES			TENNIS PROGRAM		FISCAL YEAR ENDING 09-30-91			

* CLASSIFICATION	I 87-88	I 88-89	I CURRENT YEAR BUDGET	I COST TO COMPLETE TO 09-30-90	I DEPARTMENT REQUEST	I RECOMMENDED BY THE MANAGER	I COUNCIL APPROVED		
	ACTUAL	ACTUAL							

* 001-09-19-572-120	I	I	I	I	I	I	I	I	I
* REGULAR SALARIES	32,086.48	20,068.57	16,946.00	19,741	18,387	18,387	18,387	18,387	18,387
* 001-09-19-572-130	I	I	I	I	I	I	I	I	I
* OTHER SALARIES AND WAGES	7,425.64	25,544.97	25,085.00	27,456	26,265	26,265	26,265	26,265	26,265
* 001-09-19-572-140	I	I	I	I	I	I	I	I	I
* OVERTIME	820.14	1,904.20	1,100.00	1,500	2,000	2,000	2,000	2,000	2,000
* 001-09-19-572-250	I	I	I	I	I	I	I	I	I
* EMPLOYER PAYROLL EXPENSES	8,595.48	10,863.83	10,474.00	11,523	14,662	13,081	13,081	13,081	13,081
* 001-09-19-572-290	I	I	I	I	I	I	I	I	I
* GENERAL & MERIT INCREASE	0.00	0.00	0.00	0	3,218	3,135	3,135	3,135	3,135

* PERSONAL SERVICES	48,927.74	58,381.57	53,605.00	60,220	64,532	62,868	62,868	62,868	62,868

* 001-09-19-572-300	I	I	I	I	I	I	I	I	I
* OPERATING EXPENSES	777.61	375.59	3,000.00	3,186	3,000	3,000	3,000	3,000	3,000
* 001-09-19-572-310	I	I	I	I	I	I	I	I	I
* PROFESSIONAL SERVICES	5,538.42	6,846.00	7,500.00	7,500	10,000	10,000	10,000	10,000	10,000
* 001-09-19-572-340	I	I	I	I	I	I	I	I	I
* OTHER CONTRACTUAL SERVICES	774.00	3,689.00	3,500.00	3,577	4,000	4,000	4,000	4,000	4,000
* 001-09-19-572-410	I	I	I	I	I	I	I	I	I
* COMMUNICATION SERVICE	644.83	876.94	600.00	420	700	700	700	700	700
* 001-09-19-572-430	I	I	I	I	I	I	I	I	I
* UTILITY SERVICES	5,062.13	5,429.79	8,500.00	6,000	6,000	6,000	6,000	6,000	6,000
* 001-09-19-572-440	I	I	I	I	I	I	I	I	I
* RENTALS AND LEASES	0.00	0.00	600.00	600	600	600	600	600	600
* 001-09-19-572-460	I	I	I	I	I	I	I	I	I
* REPAIR & MAINTENANCE SERVICES	922.56	1,648.26	1,500.00	1,500	1,500	1,500	1,500	1,500	1,500
* 001-09-19-572-470	I	I	I	I	I	I	I	I	I
* PRINTING & BINDING	69.50	127.90	340.00	200	1,200	1,200	1,200	1,200	1,200
* 001-09-19-572-490	I	I	I	I	I	I	I	I	I
* OTHER CURRENT CHARGES & OBLIG	0.00	0.00	0.00	540	0				

*** 1991 ANNUAL BUDGET ***

* GENERAL FUND	COMMUNITY SERVICES		TENNIS PROGRAM		FISCAL YEAR ENDING 09-30-91				
CLASSIFICATION	87-88 ACTUAL	88-89 ACTUAL	CURRENT YEAR BUDGET	COST TO COMPLETE TO 09-30-90	DEPARTMENT REQUEST	RECOMMENDED BY THE MANAGER	COUNCIL APPROVED		
* 001-09-19-572-510									
* OFFICE SUPPLIES	126.22	359.25	125.00	125	130	130	130		
* 001-09-19-572-520									
* OPERATING SUPPLIES	2,395.12	2,926.53	3,000.00	3,000	3,000	3,000	3,000		3,000

* OPERATING EXPENSES	16,310.39	22,279.26	28,665.00	26,648	30,130	30,130	30,130		30,130

* 001-09-19-572-640									
* MACHINERY AND EQUIPMENT	904.00	0.00	0.00	0	0	0	0		

* NON-OPERATING EXPENSES	904.00	0.00	0.00	0	0	0	0		

* * DIVISION TOTALS *	66,142.13	80,660.83	82,270.00	86,868	94,662	92,998	92,998		92,998

DEPARTMENTAL BUDGET DETAIL

FUND: GENERAL (001)
DEPARTMENT: COMMUNITY SERVICES
DIVISION: PARKS AND PARKWAYS

GOALS:

To provide management programs for urban tree populations, parks and municipal property landscape maintenance, City irrigation systems and new parks development. The Division will continue to promote annual meetings with property owner associations and respond expeditiously to localized problems. Continue to furnish professional services and facilities to other departments and divisions as required for special events, programs and projects.

OBJECTIVES:

1. Provide high quality maintenance to parks and landscapes on City properties.
2. Continue the development and maintain a long-range urban forest management program.
3. Maintain and renovate municipal irrigation systems.
4. Develop additional parks and municipal properties consistent with the City's Comprehensive Plan.
5. Prepare plans and specifications for capital improvement projects and annual bid items.
6. Provide adequate aquatic weed control for the City storm water drainage system.
7. Provide responsive action to citizen complaints, suggestions and emergency situations.

ACTIVITY MEASURES:

	<u>ACTUAL</u> <u>88/89</u>	<u>CURRENT</u> <u>89/90</u>	<u>FORECAST</u> <u>90/91</u>
Trees Planted	205	320	215
Donated Trees Transplanted	135	95	100
Dead Trees Removed	139	105	92
Trees Root Pruned	108	90	110
Landscape Plants Used	5,675	12,450	6,720
Parks Maintained			
Number	14	16	16
Acres	63	73	75.5
Right-of-Ways & Municipal			
Properties Maintained (Acres)	71.87	76.30	76.40
Budget	\$1,314,501	\$1,464,036	\$1,593,545
Personnel	52	55	55

*** 1991 ANNUAL BUDGET ***

* GENERAL FUND	COMMUNITY SERVICES			PARKS & PARKWAYS			FISCAL YEAR ENDING 09-30-91			*

* CLASSIFICATION	I 87-88	I 88-89	I CURRENT YEAR BUDGET	I COST TO COMPLETE TO 09-30-90	I DEPARTMENT REQUEST	I RECOMMENDED BY THE MANAGER	I COUNCIL APPROVED			
	I ACTUAL	I ACTUAL	I BUDGET	I TO 09-30-90	I REQUEST	I BY THE MANAGER	I APPROVED			
	I	I	I	I	I	I	I			

* 001-09-46-572-120	I	I	I	I	I	I	I			
* REGULAR SALARIES	I 655,264.77	I 742,471.19	I 855,684.00	I 865,501	I 941,113	I 941,113	I 941,113			
* 001-09-46-572-123	I	I	I	I	I	I	I			
* SALARY SAVINGS	I 0.00	I 0.00	I -10,000.00	I -10,000	I -10,000	I -10,000	I -10,000			
* 001-09-46-572-127	I	I	I	I	I	I	I			
* LABOR ABATEMENTS	I -20,940.65	I -19,574.48	I -56,983.00	I -56,983	I -45,078	I -45,078	I -45,078			
* 001-09-46-572-130	I	I	I	I	I	I	I			
* OTHER SALARIES AND WAGES	I 31,868.99	I 28,614.52	I 25,803.00	I 25,803	I 29,527	I 29,527	I 29,527			
* 001-09-46-572-140	I	I	I	I	I	I	I			
* OVERTIME	I 7,196.23	I 8,271.37	I 8,140.00	I 8,140	I 8,000	I 8,000	I 8,000			
* 001-09-46-572-250	I	I	I	I	I	I	I			
* EMPLOYER PAYROLL EXPENSES	I 127,989.36	I 168,531.99	I 196,230.00	I 200,897	I 263,664	I 231,986	I 231,986			
* 001-09-46-572-255	I	I	I	I	I	I	I			
* PAYROLL EXPENSES ABATEMENTS	I -7,225.30	I -4,925.21	I -14,245.00	I -14,245	I -15,026	I -15,026	I -15,026			
* 001-09-46-572-290	I	I	I	I	I	I	I			
* GENERAL & MERIT INCREASE	I 0.00	I 0.00	I 0.00	I 0	I 61,540	I 59,877	I 59,877			

* PERSONAL SERVICES	I 794,153.40	I 923,389.38	I 1,004,629.00	I 1,019,113	I 1,233,740	I 1,200,399	I 1,200,399			

* 001-09-46-572-300	I	I	I	I	I	I	I			
* OPERATING EXPENSES	I 14,741.39	I 18,110.16	I 25,000.00	I 25,000	I 22,334	I 22,334	I 22,334			
* 001-09-46-572-305	I	I	I	I	I	I	I			
* COUNTY LANDFILL	I 234.00	I 486.00	I 580.00	I 2,400	I 5,530	I 5,530	I 5,530			
* 001-09-46-572-340	I	I	I	I	I	I	I			
* OTHER CONTRACTUAL SERVICES	I 5,130.13	I 21,453.47	I 27,000.00	I 27,000	I 26,647	I 26,647	I 26,647			
* 001-09-46-572-400	I	I	I	I	I	I	I			
* TRAVEL AND PER DIEM	I 995.28	I 2,091.82	I 1,985.00	I 1,985	I 1,500	I 1,500	I 1,500			
* 001-09-46-572-410	I	I	I	I	I	I	I			
* COMMUNICATION SERVICE	I 2,606.96	I 2,845.74	I 2,530.00	I 2,530	I 2,562	I 2,562	I 2,562			
* 001-09-46-572-420	I	I	I	I	I	I	I			
* TRANSPORTATION	I 88,982.05	I 86,105.11	I 89,374.00	I 89,374	I 89,374	I 89,374	I 89,374			

*** 1991 ANNUAL BUDGET ***

GENERAL FUND	COMMUNITY SERVICES			PARKS & PARKWAYS			FISCAL YEAR ENDING 09-30-91		

CLASSIFICATION	87-88 ACTUAL	88-89 ACTUAL	CURRENT YEAR BUDGET	COST TO COMPLETE TO 09-30-90	DEPARTMENT REQUEST	RECOMMENDED BY THE MANAGER	COUNCIL APPROVED		

001-09-46-572-430									
UTILITY SERVICES	9,162.52	96,008.88	60,500.00	65,016	64,900	64,900	64,900	64,900	
001-09-46-572-440									
RENTALS AND LEASES	737.88	197.50	440.00	440	440	440	440	440	
001-09-46-572-460									
REPAIR & MAINTENANCE SERVICES	15,187.35	14,958.66	13,560.00	16,282	17,372	17,372	17,372	17,372	
001-09-46-572-480									
SCHOOL & TRAINING EXPENSE	870.00	1,860.00	1,895.00	1,895	3,205	3,205	3,205	3,205	
001-09-46-572-490									
OTHER CURRENT CHARGES & OBLIG	0.00	0.00	0.00	0	0				
001-09-46-572-491									
ABATEMENTS- MATERIALS-SUPPLIES	0.00	-2,722.00	-4,000.00	-4,000	-1,200	-1,200	-1,200	-1,200	
001-09-46-572-510									
OFFICE SUPPLIES	985.27	1,477.45	1,200.00	1,490	1,560	1,560	1,560	1,560	
001-09-46-572-520									
OPERATING SUPPLIES	149,067.56	131,964.44	164,220.00	164,000	171,240	171,240	171,240	171,240	
001-09-46-572-540									
BOOKS,PUBLICATIONS,SUBS & MEM	4.00	526.97	647.00	620	741	741	741	741	
001-09-46-572-550									
DUPLICATING CHARGES	0.00	0.00	0.00	510	520	520	520	520	

OPERATING EXPENSES	288,704.39	375,364.20	384,931.00	394,542	406,725	406,725	406,725	406,725	

001-09-46-572-620									
BUILDINGS	0.00	0.00	18,380.00	14,750	0				
001-09-46-572-630									
IMPROVEMENTS OTHER THAN BLDGS	0.00	491.25	0.00	0	0				
001-09-46-572-640									
MACHINERY AND EQUIPMENT	18,927.81	15,256.23	17,505.00	16,853	14,200	14,200	14,200	12,805	

NON-OPERATING EXPENSES	18,927.81	15,747.48	35,885.00	31,603	14,200	14,200	14,200	12,805	

* DIVISION TOTALS *	1,101,785.60	1,314,501.06	1,425,445.00	1,445,258	1,654,665	1,621,324	1,621,324	1,619,929	

DEPARTMENTAL BUDGET DETAIL

FUND: GENERAL (001)
DEPARTMENT: COMMUNITY SERVICES
DIVISION: RECREATION

GOALS:

The Recreation Division will continue to offer quality recreation programs and events to the public and strive to maintain safe and clean facilities.

OBJECTIVES:

1. To offer a variety of recreation classes, leagues, camps and special events.
2. To complete work orders in a timely manner.
3. To continue to provide clean, safe facilities to the public.
4. Promote programs and events through media and brochure distribution to the public.

ACTIVITY MEASURES:

	<u>UNITS</u>	<u>ACTUAL 88/89</u>	<u>CURRENT 89/90</u>	<u>FORECAST 90/91</u>
Participants:				
Program	people	3,000	4,000	3,642
Facility-user	people	160,000	200,000	330,786
Special Events	people	22,000	25,000	75,494
Requests:				
Recreation Facil. user requests	# of	525	600	330
City-sponsored user requests	# of	400	450	412
Games:				
City Athletic	games	260	320	350
Sponsored	games	1,500	1,000	1,200
Others:				
Work Orders	number	1,376	1,400	1,400
Tot. Man Hrs	hours	5,897	6,000	5,218
Misc.Rec Rev	dollars	\$30,000	\$15,000	\$30,000
Budget		\$596,363	\$639,672	\$591,467
Personnel		23	21	22

*** 1991 ANNUAL BUDGET ***

* GENERAL FUND	COMMUNITY SERVICES		RECREATION		FISCAL YEAR ENDING 09-30-91				
CLASSIFICATION	87-88 ACTUAL	88-89 ACTUAL	CURRENT YEAR BUDGET	COST TO COMPLETE TO 09-30-90	DEPARTMENT REQUEST	RECOMMENDED BY THE MANAGER	COUNCIL APPROVED		
* 001-09-47-572-120									
* REGULAR SALARIES	300,559.52	310,887.41	358,284.00	351,202	378,971	378,971	378,971		
* 001-09-47-572-123									
* SALARY SAVINGS	0.00	0.00	-20,000.00	0	-20,000	-20,000	-20,000		
* 001-09-47-572-127									
* LABOR ABATEMENTS	0.00	-42,153.22	-38,729.00	-38,729	-85,485	-85,485	-85,485		
* 001-09-47-572-130									
* OTHER SALARIES AND WAGES	50,594.09	72,276.07	70,234.00	70,000	83,320	83,320	83,320		
* 001-09-47-572-140									
* OVERTIME	10,969.90	11,950.44	11,355.00	11,300	12,626	12,626	12,626		
* 001-09-47-572-250									
* EMPLOYER PAYROLL EXPENSES	64,030.13	77,835.44	90,428.00	85,448	121,380	99,171	99,171		
* 001-09-47-572-290									
* GENERAL & MERIT INCREASE	0.00	0.00	0.00	0	25,767	24,601	24,601		

* PERSONAL SERVICES	426,153.64	430,796.14	471,572.00	479,221	516,579	493,204	493,204		

* 001-09-47-572-300									
* OPERATING EXPENSES	3,101.08	5,288.78	8,235.00	8,235	8,300	8,300	8,300		
* 001-09-47-572-340									
* OTHER CONTRACTUAL SERVICES	4,985.22	8,895.97	6,200.00	8,975	8,742	8,742	8,742		
* 001-09-47-572-390									
* AUTO MILEAGE	1,005.00	875.00	1,000.00	900	1,000	1,000	1,000		
* 001-09-47-572-400									
* TRAVEL AND PER DIEM	1,058.62	1,010.11	1,500.00	1,500	1,500	1,500	1,500		
* 001-09-47-572-410									
* COMMUNICATION SERVICE	2,233.64	2,765.96	2,100.00	2,100	3,361	3,361	3,361		
* 001-09-47-572-420									
* TRANSPORTATION	3,305.16	5,431.24	2,915.00	2,915	3,000	3,000	3,000		
* 001-09-47-572-430									
* UTILITY SERVICES	56,216.02	66,810.72	56,000.00	61,651	57,680	57,680	57,680		

*** 1991 ANNUAL BUDGET ***

* GENERAL FUND	COMMUNITY SERVICES				RECREATION		FISCAL YEAR ENDING 09-30-91		
CLASSIFICATION	87-88 ACTUAL	88-89 ACTUAL	CURRENT YEAR BUDGET	COST TO COMPLETE TO 09-30-90	DEPARTMENT REQUEST	RECOMMENDED BY THE MANAGER	COUNCIL APPROVED		
* 001-09-47-572-440									
* RENTALS AND LEASES	2,282.19	356.40	2,500.00	700	1,600	1,600	1,600	1,600	
* 001-09-47-572-460									
* REPAIR & MAINTENANCE SERVICES	31,685.05	26,001.23	28,000.00	20,000	25,400	25,400	25,400	25,400	
* 001-09-47-572-470									
* PRINTING & BINDING	12,158.85	7,353.25	12,000.00	14,020	15,070	15,070	15,070	15,070	
* 001-09-47-572-480									
* SCHOOL & TRAINING EXPENSE	1,977.38	2,998.18	3,000.00	2,390	3,211	3,211	3,211	3,211	
* 001-09-47-572-490									
* OTHER CURRENT CHARGES & OBLIG	0.00	33.90	0.00	0	0	0	0	0	
* 001-09-47-572-510									
* OFFICE SUPPLIES	687.87	1,468.20	1,200.00	1,694	1,260	1,260	1,260	1,260	
* 001-09-47-572-520									
* OPERATING SUPPLIES	28,972.39	24,817.88	30,000.00	30,000	30,464	30,464	30,464	30,464	
* 001-09-47-572-521									
* REIMBURSED PROJECT REVENUE	0.00	84.96	0.00	0	0	0	0	0	
* 001-09-47-572-540									
* BOOKS,PUBLICATIONS,SUBS & MEM	325.00	966.76	1,000.00	1,032	1,000	1,000	1,000	1,000	
* 001-09-47-572-550									
* DUPLICATING CHARGES	663.48	1,534.96	1,300.00	3,400	2,042	2,042	2,042	2,042	

* OPERATING EXPENSES	150,656.95	156,693.50	156,950.00	159,512	163,630	163,630	163,630	163,630	

* 001-09-47-572-630									
* IMPROVEMENTS OTHER THAN BLDGS	0.00	0.00	4,000.00	3,000	0	0	0	0	
* 001-09-47-572-640									
* MACHINERY AND EQUIPMENT	3,900.43	8,873.45	7,150.00	7,000	3,900	3,900	3,900	3,900	

* NON-OPERATING EXPENSES	3,900.43	8,873.45	11,150.00	10,000	3,900	3,900	3,900	3,900	

* * DIVISION TOTALS *	580,711.02	596,363.09	639,672.00	648,733	684,109	660,734	660,734	660,734	

Parking

*** 1991 ANNUAL BUDGET ***

* GENERAL FUND	PARKING		PARKING OPERATION			FISCAL YEAR ENDING 09-30-91				*					

* CLASSIFICATION	I	I	I	I	I	I	I	I	I	*					
	87-88	88-89	CURRENT	COST TO	DEPARTMENT	RECOMMENDED	COUNCIL								
	ACTUAL	ACTUAL	YEAR	COMPLETE	REQUEST	BY THE	APPROVED								
			BUDGET	TO 09-30-90		MANAGER									

* 001-10-28-545-120	I	I	I	I	I	I	I	I	I	*					
* REGULAR SALARIES	I	0.00	I	112.68	I	0.00	I	0	I	0	I	I	I	*	
* 001-10-28-545-250	I	I	I	I	I	I	I	I	I	I	I	I	*		
* EMPLOYER PAYROLL EXPENSES	I	0.00	I	717.40	I	0.00	I	0	I	0	I	I	I	*	

* PERSONAL SERVICES	I	0.00	I	830.08	I	0.00	I	0	I	0	I	I	I	*	

* 001-10-28-545-310	I	I	I	I	I	I	I	I	I	I	I	I	*		
* PROFESSIONAL SERVICES	I	0.00	I	1,000.00	I	0.00	I	0	I	0	I	I	I	*	
* 001-10-28-545-400	I	I	I	I	I	I	I	I	I	I	I	I	*		
* TRAVEL AND PER DIEM	I	0.00	I	0.00	I	350.00	I	0	I	400	I	400	I	400	*
* 001-10-28-545-420	I	I	I	I	I	I	I	I	I	I	I	I	*		
* TRANSPORTATION	I	500.00	I	0.00	I	500.00	I	500	I	400	I	400	I	400	*
* 001-10-28-545-460	I	I	I	I	I	I	I	I	I	I	I	I	*		
* REPAIR & MAINTENANCE SERVICES	I	9,187.77	I	4,483.99	I	8,000.00	I	6,900	I	6,000	I	6,000	I	6,000	*
* 001-10-28-545-470	I	I	I	I	I	I	I	I	I	I	I	I	*		
* PRINTING & BINDING	I	126.79	I	197.86	I	1,800.00	I	250	I	800	I	800	I	800	*
* 001-10-28-545-520	I	I	I	I	I	I	I	I	I	I	I	I	*		
* OPERATING SUPPLIES	I	377.86	I	0.00	I	300.00	I	0	I	100	I	100	I	100	*

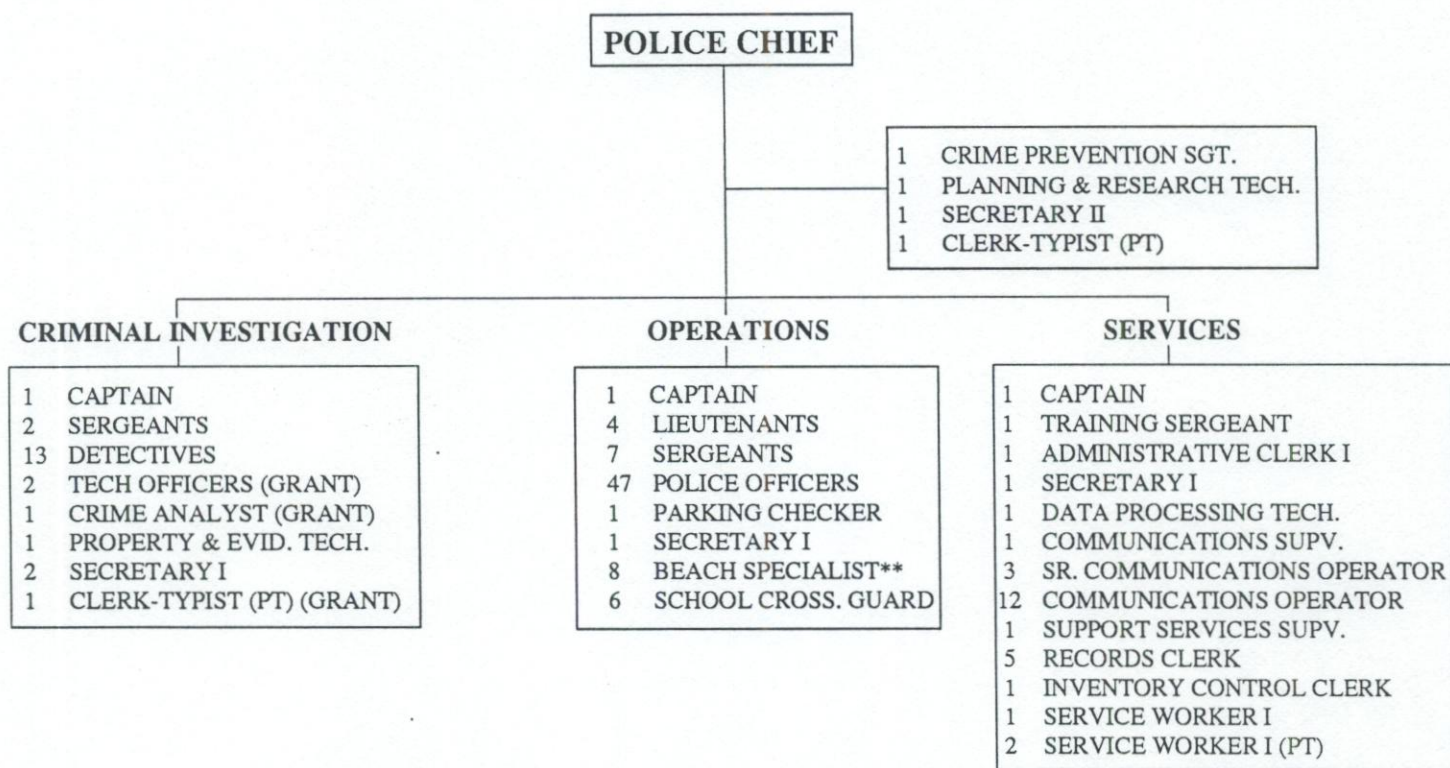
* OPERATING EXPENSES	I	10,192.42	I	5,681.85	I	10,950.00	I	7,650	I	7,700	I	7,700	I	7,700	*

* 001-10-28-545-710	I	I	I	I	I	I	I	I	I	I	I	I	*		
* PRINCIPAL	I	0.00	I	0.00	I	11,250.00	I	11,250	I	17,917	I	I	I	I	*
* 001-10-28-545-720	I	I	I	I	I	I	I	I	I	I	I	I	*		
* INTEREST	I	0.00	I	0.00	I	900.00	I	447	I	0	I	I	I	I	*

* NON-OPERATING EXPENSES	I	0.00	I	0.00	I	12,150.00	I	11,697	I	17,917	I	I	I	I	*

* * DIVISION TOTALS *	I	10,192.42	I	6,511.93	I	23,100.00	I	19,347	I	25,617	I	7,700	I	7,700	*
=====															

Police



** Beach Maintenance

DEPARTMENTAL BUDGET DETAIL

FUND: GENERAL (001)
DEPARTMENT: POLICE
DIVISION: ADMINISTRATION

GOALS:

To continue the quality of law enforcement services to the community by the self auditing of departmental functions and strengthening crime suppression efforts through the development of resources, both human and technical.

OBJECTIVES:

1. Maintain the professional image of the department.
2. Devise a building space utilization plan.
3. Continue policy planning methodology.
4. Maintain a regular schedule of meeting dates.
5. Foster an "esprit de corps" comradery.
6. Institute physical fitness and health programs.
7. Increase general staff involvement.

ACTIVITY MEASURES:

	<u>ACTUAL</u> <u>88/89</u>	<u>CURRENT</u> <u>89/90</u>	<u>FORECAST</u> <u>90/91</u>
<u>CRIME PREVENTION</u>			
Beach Permits	27,500	36,000	39,600
School Puppet Programs	60	60	65
Attendance-School Puppet Programs	1,630	1,740	1,885
Neighborhood Watch Meetings	30	33	33
Senior Aid Line (calls)	816	1,016	1,216
Meetings (Civic, etc.)	70	75	75
<u>ADMINISTRATION</u>			
Administration Files			
Creation/Maintenance			
Personnel (new)	31	25	20
Personnel (old)	106	137	137
Misc.	350	375	394
Policies and Procedures			
Creation/Revision	131	30	90
Budget	\$216,493	\$184,308	\$240,965
Personnel	4	4	5

*** 1991 ANNUAL BUDGET ***

* GENERAL FUND	POLICE DEPARTMENT				POLICE ADMINISTRATION		FISCAL YEAR ENDING 09-30-91				*					

* CLASSIFICATION	I	I	I	I	I	I	I	I	I	I	*					
	I	I	I	I	CURRENT	I	I	I	I	I	*					
	I	87-88	I	88-89	I	I	COST TO	I	DEPARTMENT	I	RECOMMENDED	I	COUNCIL	I	APPROVED	*
	I	ACTUAL	I	ACTUAL	I	BUDGET	I	COMPLETE	I	REQUEST	I	BY THE	I	MANAGER	I	*
	I		I		I		I	I	I	I	I	I	I	I	I	*

* 001-11-21-521-120	I		I		I		I		I		I		I		I	*
* REGULAR SALARIES	I	107,348.32	I	119,474.24	I	108,239.00	I	112,664	I	113,897	I	113,897	I	113,897	I	*
* 001-11-21-521-130	I		I		I		I		I		I		I		I	*
* OTHER SALARIES AND WAGES	I	2,560.00	I	5,175.28	I	9,322.00	I	9,337	I	9,737	I	9,737	I	9,737	I	*
* 001-11-21-521-140	I		I		I		I		I		I		I		I	*
* OVERTIME	I	494.74	I	1,341.83	I	1,300.00	I	100	I	250	I	250	I	250	I	*
* 001-11-21-521-250	I		I		I		I		I		I		I		I	*
* EMPLOYER PAYROLL EXPENSES	I	13,286.10	I	16,938.99	I	17,735.00	I	18,220	I	25,601	I	20,944	I	20,944	I	*
* 001-11-21-521-290	I		I		I		I		I		I		I		I	*
* GENERAL & MERIT INCREASE	I	0.00	I	0.00	I	0.00	I	0	I	7,847	I	7,603	I	7,603	I	*

* PERSONAL SERVICES	I	123,689.16	I	142,930.34	I	136,596.00	I	140,321	I	157,332	I	152,431	I	152,431	I	*

* 001-11-21-521-300	I		I		I		I		I		I		I		I	*
* OPERATING EXPENSES	I	129.65	I	172.95	I	0.00	I	0	I	0	I		I		I	*
* 001-11-21-521-310	I		I		I		I		I		I		I		I	*
* PROFESSIONAL SERVICES	I	44.32	I	4,950.00	I	2,480.00	I	2,474	I	0	I		I		I	*
* 001-11-21-521-400	I		I		I		I		I		I		I		I	*
* TRAVEL AND PER DIEM	I	886.60	I	5,197.28	I	260.00	I	400	I	1,084	I	84	I	84	I	*
* 001-11-21-521-410	I		I		I		I		I		I		I		I	*
* COMMUNICATION SERVICE	I	0.00	I	0.00	I	0.00	I	0	I	0	I		I		I	*
* 001-11-21-521-420	I		I		I		I		I		I		I		I	*
* TRANSPORTATION	I	2,495.04	I	0.00	I	0.00	I	0	I	0	I		I		I	*
* 001-11-21-521-440	I		I		I		I		I		I		I		I	*
* RENTALS AND LEASES	I	0.00	I	0.00	I	0.00	I	0	I	0	I		I		I	*
* 001-11-21-521-450	I		I		I		I		I		I		I		I	*
* INSURANCE	I	0.00	I	0.00	I	82.00	I	97	I	0	I		I		I	*
* 001-11-21-521-460	I		I		I		I		I		I		I		I	*
* REPAIR & MAINTENANCE SERVICES	I	235.65	I	85.68	I	200.00	I	105	I	210	I	210	I	210	I	*
* 001-11-21-521-470	I		I		I		I		I		I		I		I	*
* PRINTING & BINDING	I	188.85	I	10,565.12	I	2,428.00	I	2,428	I	2,450	I	2,450	I	2,450	I	*

DEPARTMENTAL BUDGET DETAIL

FUND: GENERAL (001)
DEPARTMENT: POLICE
DIVISION: CRIMINAL INVESTIGATION

GOALS:

To continue the quality of law enforcement services to the community by the self auditing of departmental functions and strengthening crime suppression efforts through the development of resources, both human and technical.

OBJECTIVES:

1. To maintain the professional image of the department.
2. To increase the accuracy of recorded information.
3. To develop and maintain plans for structuring and evaluating department functions.
4. To staff positions based on need.
5. To improve coordination with regard to information dissemination.
6. To maximize inter-agency coordination efforts.
7. To reduce residential and commercial burglaries.

ACTIVITY MEASURES:

	<u>ACTUAL</u> <u>88/89</u>	<u>CURRENT</u> <u>89/90</u>	<u>FORECAST</u> <u>90/91</u>
Population	20,710	21,405	21,500
Offenses Reported	4,213	4,161	4,150
Offenses Investigated	2,975	2,506	2,500
Felony Arrests	336	385	390
Misdemeanor Arrests	228	169	175
Total Arrests	564	554	565
UCR Clearance	26%	25%	27%
Regular Clearance	45%	38%	40%
Budget	\$517,582	\$649,925	\$731,279
Personnel	20	22.5	22.5

*** 1991 ANNUAL BUDGET ***

* GENERAL FUND	POLICE DEPARTMENT				POL-CRIMINAL INVESTIGATION			FISCAL YEAR ENDING 09-30-91			*

* CLASSIFICATION	I	I	I	I	I	I	I	I	I	I	*
	87-88	88-89	CURRENT	COST TO	DEPARTMENT	RECOMMENDED	COUNCIL				*
	ACTUAL	ACTUAL	YEAR	COMPLETE	REQUEST	BY THE	APPROVED				*
			BUDGET	TO 09-30-90		MANAGER					*

* 001-11-48-521-120	I	I	I	I	I	I	I	I	I	I	*
* REGULAR SALARIES	0.00	426,838.20	486,290.00	457,000	531,335	531,335	531,335				*
* 001-11-48-521-127	I	I	I	I	I	I	I	I	I	I	*
* LABOR ABATEMENTS	0.00	0.00	0.00	-10,050	0						*
* 001-11-48-521-130	I	I	I	I	I	I	I	I	I	I	*
* OTHER SALARIES AND WAGES	0.00	21,050.00	24,120.00	23,000	24,780	24,780	24,780				*
* 001-11-48-521-140	I	I	I	I	I	I	I	I	I	I	*
* OVERTIME	0.00	52,540.81	20,821.00	51,608	21,497	21,497	21,497				*
* 001-11-48-521-250	I	I	I	I	I	I	I	I	I	I	*
* EMPLOYER PAYROLL EXPENSES	0.00	71,798.38	81,511.00	82,986	112,712	90,873	90,873				*
* 001-11-48-521-290	I	I	I	I	I	I	I	I	I	I	*
* GENERAL & MERIT INCREASE	0.00	0.00	0.00	0	36,242	35,095	35,095				*

* PERSONAL SERVICES	0.00	572,227.39	612,742.00	604,544	726,566	703,580	703,580				*

* 001-11-48-521-300	I	I	I	I	I	I	I	I	I	I	*
* OPERATING EXPENSES	0.00	208.19	1,962.00	2,702	2,874	2,565	2,565				*
* 001-11-48-521-310	I	I	I	I	I	I	I	I	I	I	*
* PROFESSIONAL SERVICES	0.00	1,381.99	2,000.00	2,150	2,855	2,200	2,200				*
* 001-11-48-521-340	I	I	I	I	I	I	I	I	I	I	*
* OTHER CONTRACTUAL SERVICES	0.00	407.50	400.00	400	550	200	200				*
* 001-11-48-521-400	I	I	I	I	I	I	I	I	I	I	*
* TRAVEL AND PER DIEM	0.00	60.70	600.00	500	650	650	650				*
* 001-11-48-521-410	I	I	I	I	I	I	I	I	I	I	*
* COMMUNICATION SERVICE	0.00	0.00	0.00	0	0						*
* 001-11-48-521-440	I	I	I	I	I	I	I	I	I	I	*
* RENTALS AND LEASES	0.00	264.00	1,280.00	1,280	1,280	1,280	1,280				*
* 001-11-48-521-460	I	I	I	I	I	I	I	I	I	I	*
* REPAIR & MAINTENANCE SERVICES	0.00	1,187.98	920.00	945	950	950	950				*
* 001-11-48-521-470	I	I	I	I	I	I	I	I	I	I	*
* PRINTING & BINDING	0.00	0.00	200.00	480	500	500	500				*

DEPARTMENTAL BUDGET DETAIL

FUND: GENERAL (001)
DEPARTMENT: POLICE
DIVISION: OPERATIONS BUREAU

GOALS:

To continue the quality of law enforcement services to the community by the self auditing of departmental functions and strengthening crime suppression efforts through the development of resources, both human and technical.

OBJECTIVES:

1. Study feasibility and timing for creation of a Community Service Officer Program to assist with non-criminal service calls.
2. Create additional employee participation team opportunities.
3. Institute a physical fitness and health program.
4. Increase general employee involvement.
5. Maintain a professional image through inspections of personnel and services performed.
6. Continue to analyze workload and personnel assignments to ensure appropriate staffing in the field.
7. Continue to foster an "esprit de corps" throughout the organization.

ACTIVITY MEASURES:

	ACTUAL <u>88/89</u>	CURRENT <u>89/90</u>	FORECAST <u>90/91</u>
Calls for service	42,045	57,306	60,171
Criminal complaints	4,227	5,115	5,371
Arrests	2,402	3,195	3,355
Accidents	1,361	1,482	1,556
Citations	10,278	15,736	16,522
Budget	\$1,506,202	\$1,786,683	\$2,125,474
Personnel	64	75	75

*** 1991 ANNUAL BUDGET ***

* GENERAL FUND	POLICE DEPARTMENT				POLICE OPERATIONS			FISCAL YEAR ENDING 09-30-91			*				

* CLASSIFICATION	I	I	I	I	I	I	I	I	I	I	*				
	I	I	I	I	CURRENT	I	I	I	I	I	*				
	I	87-88	I	88-89	I	YEAR	I	COST TO	I	DEPARTMENT	I	RECOMMENDED	I	COUNCIL	*
	I	ACTUAL	I	ACTUAL	I	BUDGET	I	COMPLETE	I	REQUEST	I	BY THE	I	APPROVED	*
	I		I		I		I	TO 09-30-90	I		I	MANAGER	I		*

* 001-11-49-521-120	I		I		I		I		I		I		I		*
* REGULAR SALARIES	I	1,512,953.62	I	1,397,916.61	I	1,420,441.00	I	1,470,008	I	1,554,657	I	1,517,935	I	1,517,935	*
* 001-11-49-521-123	I		I		I		I		I		I		I		*
* SALARY SAVINGS	I	0.00	I	0.00	I	-90,000.00	I	0	I	0	I	-95,000	I	-95,000	*
* 001-11-49-521-127	I		I		I		I		I		I		I		*
* LABOR ABATEMENTS	I	-31,859.57	I	-40,319.38	I	-25,000.00	I	-48,104	I	0	I	-41,372	I	-41,372	*
* 001-11-49-521-130	I		I		I		I		I		I		I		*
* OTHER SALARIES AND WAGES	I	66,780.29	I	64,627.83	I	83,332.00	I	73,000	I	93,924	I	87,035	I	87,035	*
* 001-11-49-521-140	I		I		I		I		I		I		I		*
* OVERTIME	I	108,261.93	I	161,305.89	I	140,392.00	I	148,000	I	149,622	I	149,622	I	149,622	*
* 001-11-49-521-141	I		I		I		I		I		I		I		*
* SPECIAL DUTY PAY	I	0.00	I	0.00	I	0.00	I	0	I	0	I		I		*
* 001-11-49-521-250	I		I		I		I		I		I		I		*
* EMPLOYER PAYROLL EXPENSES	I	216,788.39	I	227,747.84	I	222,076.00	I	239,845	I	347,324	I	259,666	I	259,666	*
* 001-11-49-521-290	I		I		I		I		I		I		I		*
* GENERAL & MERIT INCREASE	I	0.00	I	0.00	I	0.00	I	0	I	112,640	I	98,590	I	98,590	*

* PERSONAL SERVICES	I	1,872,924.66	I	1,811,278.79	I	1,751,241.00	I	1,882,749	I	2,258,167	I	1,976,476	I	1,976,476	*

* 001-11-49-521-300	I		I		I		I		I		I		I		*
* OPERATING EXPENSES	I	2,383.71	I	4,871.82	I	1,728.00	I	5,005	I	4,626	I	2,835	I	2,835	*
* 001-11-49-521-310	I		I		I		I		I		I		I		*
* PROFESSIONAL SERVICES	I	6,618.30	I	283.00	I	500.00	I	500	I	3,156	I	3,156	I	3,156	*
* 001-11-49-521-340	I		I		I		I		I		I		I		*
* OTHER CONTRACTUAL SERVICES	I	591.50	I	-40.00	I	0.00	I	0	I	0	I		I		*
* 001-11-49-521-390	I		I		I		I		I		I		I		*
* AUTO MILEAGE	I	0.00	I	0.00	I	0.00	I	0	I	350	I	350	I	350	*
* 001-11-49-521-400	I		I		I		I		I		I		I		*
* TRAVEL AND PER DIEM	I	1,336.29	I	274.11	I	615.00	I	1,200	I	644	I	644	I	644	*
* 001-11-49-521-410	I		I		I		I		I		I		I		*
* COMMUNICATION SERVICE	I	639.00	I	0.00	I	0.00	I	0	I	0	I		I		*

*** 1991 ANNUAL BUDGET ***

* GENERAL FUND	POLICE DEPARTMENT				POLICE OPERATIONS			FISCAL YEAR ENDING 09-30-91			*	

* CLASSIFICATION	I	I	I	I	I	I	I	I	I	I	*	
	I	I	I	I	CURRENT	I	COST TO	I	DEPARTMENT	I	COUNCIL	
	I	87-88	I	88-89	I	YEAR	I	COMPLETE	I	REQUEST	I	BY THE
	I	ACTUAL	I	ACTUAL	I	BUDGET	I	TO 09-30-90	I	MANAGER	I	APPROVED
	I		I		I		I		I		I	

* 001-11-49-521-420	I		I		I		I		I		I	
* TRANSPORTATION	I	79,499.94	I	0.00	I	0.00	I	0	I	0	I	
* 001-11-49-521-430	I		I		I		I		I		I	
* UTILITY SERVICES	I	0.00	I	0.00	I	0.00	I	0	I	0	I	
* 001-11-49-521-440	I		I		I		I		I		I	
* RENTALS AND LEASES	I	319.00	I	0.00	I	0.00	I	0	I	0	I	
* 001-11-49-521-460	I		I		I		I		I		I	
* REPAIR & MAINTENANCE SERVICES	I	8,265.19	I	0.00	I	550.00	I	550	I	575	I	575
* 001-11-49-521-470	I		I		I		I		I		I	
* PRINTING & BINDING	I	1,423.81	I	1,136.66	I	900.00	I	900	I	945	I	945
* 001-11-49-521-480	I		I		I		I		I		I	
* SCHOOL & TRAINING EXPENSE	I	4,910.09	I	0.00	I	0.00	I	0	I	0	I	
* 001-11-49-521-490	I		I		I		I		I		I	
* OTHER CURRENT CHARGES & OBLIG	I	2,543.44	I	0.00	I	0.00	I	0	I	0	I	
* 001-11-49-521-510	I		I		I		I		I		I	
* OFFICE SUPPLIES	I	1,394.69	I	0.00	I	0.00	I	0	I	568	I	400
* 001-11-49-521-520	I		I		I		I		I		I	
* OPERATING SUPPLIES	I	32,518.19	I	14,198.19	I	22,197.00	I	22,197	I	18,566	I	18,566
* 001-11-49-521-540	I		I		I		I		I		I	
* BOOKS,PUBLICATIONS,SUBS & MEM	I	964.53	I	835.22	I	957.00	I	957	I	1,202	I	850

* OPERATING EXPENSES	I	143,407.68	I	21,559.00	I	27,447.00	I	31,309	I	30,632	I	28,321

* 001-11-49-521-640	I		I		I		I		I		I	
* MACHINERY AND EQUIPMENT	I	8,014.72	I	2,466.00	I	7,995.00	I	7,995	I	8,500	I	8,000

* NON-OPERATING EXPENSES	I	8,014.72	I	2,466.00	I	7,995.00	I	7,995	I	8,500	I	8,000

* * DIVISION TOTALS *	I	2,024,347.06	I	1,835,303.79	I	1,786,683.00	I	1,922,053	I	2,297,299	I	2,012,797
=====												

DEPARTMENTAL BUDGET DETAIL

FUND: GENERAL (001)
DEPARTMENT: POLICE
DIVISION: SERVICES

GOALS:

To continue the quality of Law Enforcement Services to the community by the self auditing of departmental functions and strengthening crime suppression efforts through the development of resources, both human and technical.

OBJECTIVES:

1. Maintain the professional image of the department.
2. Redesign the Communications Center.
3. Provide human relations training.
4. Increase accuracy of recorded information.
5. Create a multi-year plan.
6. Improve inventory controls.
7. Accreditation maintenance.
8. Improve coordination with regard to information dissemination.
9. Enhance officer field skills through training.
10. Increase crime analysis capabilities for the line officer.
11. Increase Computer Aided Dispatch (CAD) capabilities.
12. Increase availability of computer terminals.
13. Establish a comprehensive statistical data base.
14. Simplify the use of the computer system.
15. Foster an "esprit de corps" comradery.
16. Increase civilian employee training.
17. Coordinate disposal of dated police records through the City Clerk's office.
18. Professionalize appearance of Records work area.
19. Cross train Records personnel.

*** 1991 ANNUAL BUDGET ***

* GENERAL FUND	POLICE DEPARTMENT		POLICE SERVICES		FISCAL YEAR ENDING 09-30-91				*
	I	I	I	I	I	I	I	I	*
CLASSIFICATION	I 87-88	I 88-89	I YEAR	I CURRENT	I COST TO	I DEPARTMENT	I RECOMMENDED	I COUNCIL	*
	I ACTUAL	I ACTUAL	I BUDGET	I TO 09-30-90	I COMPLETE	I REQUEST	I BY THE	I APPROVED	*
	I	I	I	I	I	I	I	I	*
** DEPARTMENT TOTALS **	I 2,862,703.51	I 3,688,272.67	I 3,724,076.00	I 3,901,086	I 4,584,381	I 4,212,143	I 4,211,223	*	*

Non- Departmental

*** 1991 ANNUAL BUDGET ***

* GENERAL FUND	NON DEPARTMENTAL		NON DEPARTMENTAL		FISCAL YEAR ENDING 09-30-91				

* CLASSIFICATION	I 87-88	I 88-89	I CURRENT YEAR BUDGET	I COST TO COMPLETE TO 09-30-90	I DEPARTMENT REQUEST	I RECOMMENDED BY THE MANAGER	I COUNCIL APPROVED		
	ACTUAL	ACTUAL							
	I	I	I	I	I	I	I		

* 001-14-27-519-120	I	I	I	I	I	I	I		
* REGULAR SALARIES	I 14,972.71	I 17,467.21	I 15,813.00	I 16,693	I 22,955	I 22,955	I 22,955		
* 001-14-27-519-130	I	I	I	I	I	I	I		
* OTHER SALARIES AND WAGES	I 0.00	I 0.00	I 0.00	I 3,805	I 0	I	I		
* 001-14-27-519-140	I	I	I	I	I	I	I		
* OVERTIME	I 44.35	I 85.06	I 0.00	I 0	I 0	I	I		
* 001-14-27-519-250	I	I	I	I	I	I	I		
* EMPLOYER PAYROLL EXPENSES	I 3,670.48	I 4,509.97	I 3,448.00	I 5,519	I 7,050	I 5,602	I 5,602		
* 001-14-27-519-290	I	I	I	I	I	I	I		
* GENERAL & MERIT INCREASE	I 0.00	I 0.00	I 0.00	I 0	I 1,576	I 1,499	I 1,499		

* PERSONAL SERVICES	I 18,687.54	I 22,062.24	I 19,261.00	I 26,017	I 31,581	I 30,056	I 30,056		

* 001-14-27-519-300	I	I	I	I	I	I	I		
* OPERATING EXPENSES	I 4,775.00	I 2,570.66	I 100.00	I 1,800	I 500	I 500	I 500		
* 001-14-27-519-310	I	I	I	I	I	I	I		
* PROFESSIONAL SERVICES	I 23,564.16	I 17,245.75	I 27,700.00	I 76,300	I 29,200	I 23,200	I 23,200		
* 001-14-27-519-311	I	I	I	I	I	I	I		
* BOAT TRAFFIC STUDY	I 0.00	I 41,770.06	I 0.00	I 0	I 0	I	I		
* 001-14-27-519-315	I	I	I	I	I	I	I		
* B.M.O. EXPENSE	I 0.00	I 0.00	I 0.00	I 500	I 0	I	I		
* 001-14-27-519-340	I	I	I	I	I	I	I		
* OTHER CONTRACTUAL SERVICES	I 12,890.11	I 13,203.42	I 25,734.00	I 23,000	I 22,454	I 22,454	I 22,454		
* 001-14-27-519-380	I	I	I	I	I	I	I		
* ELECTION FEES	I 31,473.55	I 52,645.79	I 33,000.00	I 36,000	I 36,300	I 2,300	I 2,300		
* 001-14-27-519-400	I	I	I	I	I	I	I		
* TRAVEL AND PER DIEM	I 110.14	I 161.00	I 1,500.00	I 1,000	I 1,500	I 1,500	I 1,500		
* 001-14-27-519-410	I	I	I	I	I	I	I		
* COMMUNICATION SERVICE	I 53,139.75	I 81,107.07	I 37,600.00	I 37,600	I 25,885	I 25,885	I 25,885		
* 001-14-27-519-430	I	I	I	I	I	I	I		
* UTILITY SERVICES	I 64,239.50	I 70,080.19	I 60,600.00	I 60,600	I 64,720	I 64,720	I 64,720		

*** 1991 ANNUAL BUDGET ***

* GENERAL FUND	NON DEPARTMENTAL		NON DEPARTMENTAL			FISCAL YEAR ENDING 09-30-91				*

* CLASSIFICATION	I 87-88	I 88-89	I CURRENT YEAR BUDGET	I COST TO COMPLETE TO 09-30-90	I DEPARTMENT REQUEST	I RECOMMENDED BY THE MANAGER	I COUNCIL APPROVED			*
	I ACTUAL	I ACTUAL	I	I	I	I	I			*

* 001-14-27-519-440	I	I	I	I	I	I	I			*
* RENTALS AND LEASES	I 0.00	I 625.00	I 0.00	I 0	I 0	I 0	I 0			*
* 001-14-27-519-460	I	I	I	I	I	I	I			*
* REPAIR & MAINTENANCE SERVICES	I 15,901.95	I 20,141.25	I 22,600.00	I 31,000	I 21,900	I 21,900	I 21,900			*
* 001-14-27-519-470	I	I	I	I	I	I	I			*
* PRINTING & BINDING	I 3,911.89	I 11,630.18	I 9,100.00	I 9,000	I 9,180	I 4,180	I 4,180			*
* 001-14-27-519-490	I	I	I	I	I	I	I			*
* OTHER CURRENT CHARGES & OBLIG	I 99,484.40	I 167,184.48	I 132,116.00	I 131,950	I 137,760	I 145,901	I 145,901			*
* 001-14-27-519-491	I	I	I	I	I	I	I			*
* ABATEMENTS- MATERIALS-SUPPLIES	I -157,536.00	I -139,500.00	I -230,000.00	I -230,000	I -230,000	I -230,000	I -230,000			*
* 001-14-27-519-495	I	I	I	I	I	I	I			*
* S.T.A.R. CHARGES & OBLIGATIONS	I 7,750.12	I 4,554.49	I 7,000.00	I 4,000	I 5,000	I 5,000	I 5,000			*
* 001-14-27-519-520	I	I	I	I	I	I	I			*
* OPERATING SUPPLIES	I 765.65	I 9,203.82	I 5,000.00	I 7,000	I 5,000	I 5,000	I 5,000			*
* 001-14-27-519-540	I	I	I	I	I	I	I			*
* BOOKS,PUBLICATIONS,SUBS & MEM	I 8,300.72	I 3,614.70	I 4,650.00	I 5,200	I 7,002	I 7,002	I 7,002			*

* OPERATING EXPENSES	I 168,770.94	I 356,237.86	I 136,700.00	I 194,950	I 136,401	I 99,542	I 99,542			*

* 001-14-27-519-620	I	I	I	I	I	I	I			*
* BUILDINGS	I 1,705.00	I 0.00	I 7,600.00	I 0	I 4,000	I 4,000	I 4,000			*
* 001-14-27-519-630	I	I	I	I	I	I	I			*
* IMPROVEMENTS OTHER THAN BLDGS	I 1,772.92	I 0.00	I 0.00	I 0	I 0	I 0	I 0			*
* 001-14-27-519-640	I	I	I	I	I	I	I			*
* MACHINERY AND EQUIPMENT	I 449.00	I 3,785.75	I 0.00	I 3,071	I 640	I 640	I 640			*

* NON-OPERATING EXPENSES	I 3,926.92	I 3,785.75	I 7,600.00	I 3,071	I 4,640	I 4,640	I 4,640			*

* * DIVISION TOTALS *	I 191,385.40	I 382,085.85	I 163,561.00	I 224,038	I 172,622	I 134,238	I 134,238			*
=====										

Contingency

&

Transfers

*** 1991 ANNUAL BUDGET ***

* GENERAL FUND	TRANSFERS - OUTS		TRANSFERS - OUT			FISCAL YEAR ENDING 09-30-91			*
CLASSIFICATION	87-88 ACTUAL	88-89 ACTUAL	CURRENT YEAR BUDGET	COST TO COMPLETE TO 09-30-90	DEPARTMENT REQUEST	RECOMMENDED BY THE MANAGER	COUNCIL APPROVED		
* 001-75-75-581-910									
* TRANSFERS OUT	137,151.37	36,941.84	0.00	0	298,296	292,701	292,701		
-----	-----	-----	-----	-----	-----	-----	-----	-----	-----
* NON-OPERATING EXPENSES	137,151.37	36,941.84	0.00	0	298,296	292,701	292,701		
-----	-----	-----	-----	-----	-----	-----	-----	-----	-----
* DIVISION TOTALS *	137,151.37	36,941.84	0.00	0	298,296	292,701	292,701		

BUDGET DETAIL
 FY 90-91

	<u>DEPT REQ</u>	<u>CITY MGR</u>	<u>APPROVED</u>
001 GENERAL FUND			
75 TRANSFERS - OUTS			
75 TRANSFERS - OUT			
581 INTERFUND TRANSFER			
910 TRANSFERS OUT			
TRANSFER TO STREETS/TRAFFIC	298,296	179,063	179,063
TRANSFER TO W/S ADMIN		113,638	113,638
	-----	-----	-----
	298,296	292,701	292,701
TOTAL CAPITAL OUTLAY	-----> 352,936	401,382	403,697
TRANSFERS - OUT	-----> 298,296	292,701	292,701

*** 1991 ANNUAL BUDGET ***

* GENERAL FUND	TRANSFERS - OUTS		TRANSFERS - OUT			FISCAL YEAR ENDING 09-30-91				*

* CLASSIFICATION	I 87-88	I 88-89	I YEAR BUDGET	I CURRENT YEAR BUDGET	I COST TO COMPLETE TO 09-30-90	I DEPARTMENT REQUEST	I RECOMMENDED BY THE MANAGER	I COUNCIL APPROVED	*	
	ACTUAL	ACTUAL								

** DEPARTMENT TOTALS **	I 137,151.37	I 36,941.84	I 0.00	I 0	I 298,296	I 292,701	I 292,701	I 292,701	*	

** FUND TOTALS **	I 8,807,068.05	I 10,569,442.05	I 11,226,313.00	I 11,631,372	I 13,219,268	I 12,210,500	I 12,210,500	I 12,210,500	*	

Beach Parking

*** 1991 ANNUAL BUDGET ***

* BEACH PARKING FUND	PARKING		PARKING OPERATION			FISCAL YEAR ENDING 09-30-91			*

* CLASSIFICATION	I 87-88	I 88-89	I YEAR	I COST TO	I DEPARTMENT	I RECOMMENDED	I COUNCIL		
	I ACTUAL	I ACTUAL	I BUDGET	I TO 09-30-90	I REQUEST	I BY THE	I APPROVED		
	I	I	I	I	I	I	I		

* 150-10-28-545-120	I	I	I	I	I	I	I		
* REGULAR SALARIES	I 164,443.29	I 171,083.73	I 137,775.00	I 188,403	I 194,650	I 194,650	I 194,650		
* 150-10-28-545-130	I	I	I	I	I	I	I		
* OTHER SALARIES AND WAGES	I 968.08	I 66,281.59	I 96,843.00	I 96,843	I 118,892	I 118,892	I 118,892		
* 150-10-28-545-140	I	I	I	I	I	I	I		
* OVERTIME	I 2,738.16	I 9,823.56	I 2,000.00	I 7,846	I 0	I	I		
* 150-10-28-545-250	I	I	I	I	I	I	I		
* EMPLOYER PAYROLL EXPENSES	I 24,444.37	I 48,778.05	I 48,359.00	I 56,268	I 83,500	I 83,500	I 83,500		
* 150-10-28-545-290	I	I	I	I	I	I	I		
* GENERAL & MERIT INCREASE	I 0.00	I 0.00	I 0.00	I 0	I 0	I	I		

* PERSONAL SERVICES	I 192,593.90	I 295,966.93	I 284,977.00	I 349,360	I 397,042	I 397,042	I 397,042		

* 150-10-28-545-300	I	I	I	I	I	I	I		
* OPERATING EXPENSES	I 622.16	I 24,906.32	I 5,000.00	I 5,000	I 5,000	I 5,000	I 5,000		
* 150-10-28-545-301	I	I	I	I	I	I	I		
* CITY ADMINISTRATION	I 0.00	I 0.00	I 49,550.00	I 49,550	I 61,000	I 61,000	I 61,000		
* 150-10-28-545-340	I	I	I	I	I	I	I		
* OTHER CONTRACTUAL SERVICES	I 0.00	I 0.00	I 0.00	I 0	I 0	I	I		
* 150-10-28-545-400	I	I	I	I	I	I	I		
* TRAVEL AND PER DIEM	I 0.00	I 665.00	I 0.00	I 0	I 0	I	I		
* 150-10-28-545-410	I	I	I	I	I	I	I		
* COMMUNICATION SERVICE	I 735.84	I 770.30	I 750.00	I 750	I 750	I 750	I 750		
* 150-10-28-545-420	I	I	I	I	I	I	I		
* TRANSPORTATION	I 9,163.88	I 7,641.01	I 6,000.00	I 6,000	I 6,500	I 6,500	I 6,500		
* 150-10-28-545-430	I	I	I	I	I	I	I		
* UTILITY SERVICES	I 2,317.71	I 41,950.83	I 22,500.00	I 22,500	I 22,500	I 22,500	I 22,500		
* 150-10-28-545-450	I	I	I	I	I	I	I		
* INSURANCE	I 16,386.00	I 5,600.00	I 5,600.00	I 5,600	I 6,400	I 6,400	I 6,400		
* 150-10-28-545-460	I	I	I	I	I	I	I		
* REPAIR & MAINTENANCE SERVICES	I 429.23	I 13,208.89	I 5,000.00	I 3,000	I 3,000	I 3,000	I 3,000		

*** 1991 ANNUAL BUDGET ***

* BEACH PARKING FUND	PARKING			PARKING OPERATION			FISCAL YEAR ENDING 09-30-91			*	

* CLASSIFICATION	I	I	I	I	I	I	I	I	I	*	
	87-88	88-89	CURRENT	COST TO	DEPARTMENT	RECOMMENDED	COUNCIL				
	ACTUAL	ACTUAL	YEAR	COMPLETE	REQUEST	BY THE	APPROVED				
			BUDGET	TO 09-30-90		MANAGER					

* 150-10-28-545-470	I	I	I	I	I	I	I	I	I	*	
* PRINTING & BINDING	I	12,490.55	I	5,532.81	I	5,000.00	I	8,000	I	8,000	*
* 150-10-28-545-520	I	I	I	I	I	I	I	I	I	*	
* OPERATING SUPPLIES	I	7,788.23	I	16,855.14	I	10,000.00	I	18,600	I	18,000	*
* 150-10-28-545-550	I	I	I	I	I	I	I	I	I	*	
* DUPLICATING CHARGES	I	2.00	I	11.24	I	100.00	I	0	I	100	*
* 150-10-28-545-590	I	I	I	I	I	I	I	I	I	*	
* DEPRECIATION	I	40,556.00	I	64,658.00	I	50,000.00	I	50,000	I	65,000	*

* OPERATING EXPENSES	I	90,491.60	I	181,799.54	I	159,500.00	I	169,000	I	196,250	*

* 150-10-28-545-630	I	I	I	I	I	I	I	I	I	*	
* IMPROVEMENTS OTHER THAN BLDGS	I	0.00	I	0.00	I	25,000.00	I	0	I	0	*
* 150-10-28-545-640	I	I	I	I	I	I	I	I	I	*	
* MACHINERY AND EQUIPMENT	I	0.00	I	0.00	I	23,400.00	I	23,400	I	25,600	*
* 150-10-28-545-642	I	I	I	I	I	I	I	I	I	*	
* PARKING METERS	I	0.00	I	0.00	I	0.00	I	0	I	0	*
* 150-10-28-545-670	I	I	I	I	I	I	I	I	I	*	
* VEHICLES, TRUCKS, HEAVY EQUIP	I	0.00	I	0.00	I	0.00	I	0	I	0	*
* 150-10-28-545-700	I	I	I	I	I	I	I	I	I	*	
* DEBT SERVICE	I	9,495.01	I	10,555.34	I	52,170.00	I	52,170	I	52,170	*
* 150-10-28-545-910	I	I	I	I	I	I	I	I	I	*	
* TRANSFERS OUT	I	31,109.00	I	0.00	I	0.00	I	0	I	0	*

* NON-OPERATING EXPENSES	I	40,604.01	I	10,555.34	I	100,570.00	I	75,570	I	77,770	*

* * DIVISION TOTALS *	I	323,689.51	I	488,321.81	I	545,047.00	I	593,930	I	671,062	*

Canal Maintenance

*** 1991 ANNUAL BUDGET ***

* MOORINGS BAY DISTRICT	ENGINEERING DEPARTMENT				BAY MAINTENANCE		FISCAL YEAR ENDING 09-30-91			*					

* CLASSIFICATION	I	I	I	I	I	I	I	I	I	*					
	I	I	I	I	CURRENT	I	I	I	I	*					
	I	87-88	I	88-89	I	YEAR	I	COST TO	I	DEPARTMENT	I	RECOMMENDED	I	COUNCIL	*
	I	ACTUAL	I	ACTUAL	I	BUDGET	I	COMPLETE	I	REQUEST	I	BY THE	I	APPROVED	*
	I		I		I		I	TO 09-30-90	I		I	MANAGER	I		*
	I		I		I		I		I		I		I		*

* 160-06-58-537-120	I		I		I		I		I		I		I		*
* REGULAR SALARIES	I	555.61	I	330.45	I	1,000.00	I	1,000	I	1,000	I	1,000	I	1,000	*
* 160-06-58-537-250	I		I		I		I		I		I		I		*
* EMPLOYER PAYROLL EXPENSES	I	114.89	I	66.90	I	250.00	I	250	I	250	I	250	I	250	*

* PERSONAL SERVICES	I	670.50	I	397.35	I	1,250.00	I	1,250	I	1,250	I	1,250	I	1,250	*

* 160-06-58-537-310	I		I		I		I		I		I		I		*
* PROFESSIONAL SERVICES	I	24,441.60	I	53,527.36	I	10,000.00	I	20,000	I	0	I		I		*
* 160-06-58-537-340	I		I		I		I		I		I		I		*
* OTHER CONTRACTUAL SERVICES	I	0.00	I	1,303.76	I	50,000.00	I	602,000	I	0	I		I		*
* 160-06-58-537-460	I		I		I		I		I		I		I		*
* REPAIR & MAINTENANCE SERVICES	I	322.31	I	248.83	I	600.00	I	3,000	I	1,000	I	1,000	I	1,000	*
* 160-06-58-537-490	I		I		I		I		I		I		I		*
* OTHER CURRENT CHARGES & OBLIG	I	2,784.73	I	241.22	I	1,000.00	I	1,000	I	1,000	I	1,000	I	1,000	*
* 160-06-58-537-520	I		I		I		I		I		I		I		*
* OPERATING SUPPLIES	I	480.42	I	3,468.62	I	1,000.00	I	1,000	I	1,000	I	1,000	I	1,000	*

* OPERATING EXPENSES	I	28,029.06	I	58,789.79	I	62,600.00	I	627,000	I	3,000	I	3,000	I	3,000	*

* 160-06-58-537-630	I		I		I		I		I		I		I		*
* IMPROVEMENTS OTHER THAN BLDGS	I	0.00	I	0.00	I	0.00	I	0	I	0	I		I		*
* 160-06-58-537-640	I		I		I		I		I		I		I		*
* MACHINERY AND EQUIPMENT	I	0.00	I	0.00	I	0.00	I	0	I	0	I		I		*
* 160-06-58-537-700	I		I		I		I		I		I		I		*
* DEBT SERVICE	I	0.00	I	0.00	I	157,500.00	I	157,500	I	157,500	I	157,500	I	157,500	*

* NON-OPERATING EXPENSES	I	0.00	I	0.00	I	157,500.00	I	157,500	I	157,500	I	157,500	I	157,500	*

* * DIVISION TOTALS *	I	28,699.56	I	59,187.14	I	221,350.00	I	785,750	I	161,750	I	161,750	I	161,750	*
=====															

*** 1991 ANNUAL BUDGET ***

***** EAST NAPLES BAY DISTRICT ENGINEERING DEPARTMENT BAY MAINTENANCE FISCAL YEAR ENDING 09-30-91 *****									
CLASSIFICATION	87-88 ACTUAL	88-89 ACTUAL	CURRENT YEAR BUDGET	COST TO COMPLETE TO 09-30-90	DEPARTMENT REQUEST	RECOMMENDED BY THE MANAGER	COUNCIL APPROVED		
* 170-06-58-537-120									
* REGULAR SALARIES	776.15	0.00	1,000.00	1,000	1,000	1,000	1,000	1,000	1,000
* 170-06-58-537-250									
* EMPLOYER PAYROLL EXPENSES	159.41	0.00	250.00	250	250	250	250	250	250

* PERSONAL SERVICES	935.56	0.00	1,250.00	1,250	1,250	1,250	1,250	1,250	1,250

* 170-06-58-537-310									
* PROFESSIONAL SERVICES	33,354.27	14,825.53	0.00	30,000	0	0	0	0	0
* 170-06-58-537-340									
* OTHER CONTRACTUAL SERVICES	0.00	1,303.76	0.00	0	0	0	0	0	0
* 170-06-58-537-460									
* REPAIR & MAINTENANCE SERVICES	0.00	0.00	0.00	0	1,000	1,000	1,000	1,000	1,000
* 170-06-58-537-490									
* OTHER CURRENT CHARGES & OBLIG	2,198.21	0.00	1,000.00	4,000	1,000	1,000	1,000	1,000	1,000
* 170-06-58-537-520									
* OPERATING SUPPLIES	1,066.63	4.75	1,000.00	1,000	1,000	1,000	1,000	1,000	1,000

* OPERATING EXPENSES	36,619.11	16,134.04	2,000.00	35,000	3,000	3,000	3,000	3,000	3,000

* 170-06-58-537-630									
* IMPROVEMENTS OTHER THAN BLDGS	0.00	0.00	0.00	529,790	0	0	0	0	0
* 170-06-58-537-640									
* MACHINERY AND EQUIPMENT	0.00	0.00	0.00	0	0	0	0	0	0
* 170-06-58-537-700									
* DEBT SERVICE	0.00	0.00	52,500.00	52,500	52,500	52,500	52,500	52,500	52,500

* NON-OPERATING EXPENSES	0.00	0.00	52,500.00	582,290	52,500	52,500	52,500	52,500	52,500

* * DIVISION TOTALS *	37,554.67	16,134.04	55,750.00	618,540	56,750	56,750	56,750	56,750	56,750

*** 1991 ANNUAL BUDGET ***

* EAST NAPLES BAY DISTRICT	TRANSFERS - OUTS			TRANSFERS - OUT			FISCAL YEAR ENDING 09-30-91			*					

* CLASSIFICATION	I	I	I	I	I	I	I	I	I	*					
	I	I	I	I	I	I	I	I	I	*					
	I	I	I	I	I	I	I	I	I	*					
	I	I	I	I	I	I	I	I	I	*					
	I	I	I	I	I	I	I	I	I	*					
	I	I	I	I	I	I	I	I	I	*					

** DEPARTMENT TOTALS **	I	8,916.36	I	52,064.98	I	0.00	I	0	I	0	I	I	I	*	

** FUND TOTALS **	I	46,471.03	I	68,199.02	I	55,750.00	I	618,540	I	56,750	I	56,750	I	56,750	*

*** 1991 ANNUAL BUDGET ***

* BAY MANAGEMENT	CITY MANAGER			BAY MAINTENANCE			FISCAL YEAR ENDING 09-30-91			*

	I	I	I	I	I	I	I	I	I	I
CLASSIFICATION	87-88	88-89	CURRENT	COST TO	DEPARTMENT	RECOMMENDED	COUNCIL			
	ACTUAL	ACTUAL	YEAR	COMPLETE	REQUEST	BY THE	APPROVED			
			BUDGET	TO 09-30-90		MANAGER				
	I	I	I	I	I	I	I			

* 180-04-58-537-120	I	I	I	I	I	I	I	I	I	I
* REGULAR SALARIES	I	0.00 I	0.00 I	0.00 I	0 I	14,005 I	14,005 I	14,005 I	14,005 I	14,005 I
* 180-04-58-537-250	I	I	I	I	I	I	I	I	I	I
* EMPLOYER PAYROLL EXPENSES	I	0.00 I	0.00 I	0.00 I	0 I	2,958 I	2,958 I	2,958 I	2,958 I	2,958 I

* PERSONAL SERVICES	I	0.00 I	0.00 I	0.00 I	0 I	16,963 I	16,963 I	16,963 I	16,963 I	16,963 I

* 180-04-58-537-300	I	I	I	I	I	I	I	I	I	I
* OPERATING EXPENSES	I	0.00 I	0.00 I	0.00 I	0 I	300 I	300 I	300 I	300 I	300 I
* 180-04-58-537-310	I	I	I	I	I	I	I	I	I	I
* PROFESSIONAL SERVICES	I	0.00 I	0.00 I	0.00 I	0 I	0 I	I	I	I	I
* 180-04-58-537-340	I	I	I	I	I	I	I	I	I	I
* OTHER CONTRACTUAL SERVICES	I	0.00 I	0.00 I	0.00 I	0 I	990 I	990 I	990 I	990 I	990 I
* 180-04-58-537-410	I	I	I	I	I	I	I	I	I	I
* COMMUNICATION SERVICE	I	0.00 I	0.00 I	0.00 I	0 I	100 I	100 I	100 I	100 I	100 I
* 180-04-58-537-420	I	I	I	I	I	I	I	I	I	I
* TRANSPORTATION	I	0.00 I	0.00 I	0.00 I	0 I	2,390 I	2,390 I	2,390 I	2,390 I	2,390 I
* 180-04-58-537-550	I	I	I	I	I	I	I	I	I	I
* DUPLICATING CHARGES	I	0.00 I	0.00 I	0.00 I	0 I	500 I	500 I	500 I	500 I	500 I

* OPERATING EXPENSES	I	0.00 I	0.00 I	0.00 I	0 I	4,280 I	4,280 I	4,280 I	4,280 I	4,280 I

* * DIVISION TOTALS *	I	0.00 I	0.00 I	0.00 I	0 I	21,243 I	21,243 I	21,243 I	21,243 I	21,243 I
=====										

Streets

DEPARTMENTAL BUDGET DETAIL

FUND: GENERAL (001)
DEPARTMENT: ENGINEERING
DIVISION: STREETS AND DRAINAGE

GOALS:

To rebuild and maintain the 100 miles of City streets and storm drainage system in a timely, efficient and economical manner.

OBJECTIVES:

1. Provide efficient and economical maintenance of 100 miles of City street and drainage facilities.
2. Continue to construct and maintain the City sidewalk/bike path system.

ACTIVITY MEASURES:

		ACTUAL	CURRENT	FORECAST
	UNITS	88/89	89/90	90/91
1. Street Repaving	L.F.	21,400	8,800	9,500
2. Drainage Install/Replace	L.F.	5,190	11,400	2,370
3. Sidewalk/Bike Path (New)	S.F.	13,658	16,000	8,872
4. Sidewalk/Bike Path (Replace)	S.F.	1,682	2,000	2,000
5. Regrade/Sod Swales	L.F.	1,000	1,000	1,000
6. Regrade Alleys	L.F.	800	1,200	1,200

* * * 1991 ANNUAL BUDGET * * *

* STREETS/TRAFFIC IMPRV FUND	PUBLIC WORKS - STREETS				STREETS		FISCAL YEAR ENDING 09-30-91				*				

* CLASSIFICATION	I	I	I	I	I	I	I	I	I	I	*				
	I	I	I	I	I	I	I	I	I	I	*				
	I	87-88	I	88-89	I	CURRENT	I	COST TO	I	DEPARTMENT	I	RECOMMENDED	I	COUNCIL	*
	I	ACTUAL	I	ACTUAL	I	YEAR	I	COMPLETE	I	REQUEST	I	BY THE	I	APPROVED	*
	I		I		I	BUDGET	I	TO 09-30-90	I		I	MANAGER	I		*
	I		I		I		I		I		I		I		*

* 190-65-65-541-120	I		I		I		I		I		I		I		*
* REGULAR SALARIES	I	0.00	I	0.00	I	0.00	I	0	I	326,557	I	326,557	I	326,557	*
* 190-65-65-541-127	I		I		I		I		I		I		I		*
* LABOR ABATEMENTS	I	0.00	I	0.00	I	0.00	I	0	I	-72,223	I	-137,155	I	-137,155	*
* 190-65-65-541-130	I		I		I		I		I		I		I		*
* OTHER SALARIES AND WAGES	I	0.00	I	0.00	I	0.00	I	0	I	0	I		I		*
* 190-65-65-541-140	I		I		I		I		I		I		I		*
* OVERTIME	I	0.00	I	0.00	I	0.00	I	0	I	3,000	I	3,000	I	3,000	*
* 190-65-65-541-250	I		I		I		I		I		I		I		*
* EMPLOYER PAYROLL EXPENSES	I	0.00	I	0.00	I	0.00	I	0	I	112,980	I	76,011	I	76,011	*
* 190-65-65-541-255	I		I		I		I		I		I		I		*
* PAYROLL EXPENSES ABATEMENTS	I	0.00	I	0.00	I	0.00	I	0	I	-40,000	I	-75,960	I	-75,960	*
* 190-65-65-541-290	I		I		I		I		I		I		I		*
* GENERAL & MERIT INCREASE	I	0.00	I	0.00	I	0.00	I	0	I	17,342	I	10,103	I	10,103	*

* PERSONAL SERVICES	I	0.00	I	0.00	I	0.00	I	0	I	347,656	I	202,556	I	202,556	*

* 190-65-65-541-300	I		I		I		I		I		I		I		*
* OPERATING EXPENSES	I	0.00	I	0.00	I	0.00	I	0	I	1,500	I	1,500	I	1,500	*
* 190-65-65-541-340	I		I		I		I		I		I		I		*
* OTHER CONTRACTUAL SERVICES	I	0.00	I	0.00	I	0.00	I	0	I	0	I		I		*
* 190-65-65-541-400	I		I		I		I		I		I		I		*
* TRAVEL AND PER DIEM	I	0.00	I	0.00	I	0.00	I	0	I	500	I	500	I	500	*
* 190-65-65-541-410	I		I		I		I		I		I		I		*
* COMMUNICATION SERVICE	I	0.00	I	0.00	I	0.00	I	0	I	300	I	300	I	300	*
* 190-65-65-541-420	I		I		I		I		I		I		I		*
* TRANSPORTATION	I	0.00	I	0.00	I	0.00	I	0	I	41,000	I	41,000	I	41,000	*
* 190-65-65-541-440	I		I		I		I		I		I		I		*
* RENTALS AND LEASES	I	0.00	I	0.00	I	0.00	I	0	I	500	I	500	I	500	*
* 190-65-65-541-460	I		I		I		I		I		I		I		*
* REPAIR & MAINTENANCE SERVICES	I	0.00	I	0.00	I	0.00	I	0	I	2,500	I	2,500	I	2,500	*

*** 1991 ANNUAL BUDGET ***

STREETS/TRAFFIC IMPRV FUND	PUBLIC WORKS - STREETS			STREETS			FISCAL YEAR ENDING 09-30-91		

CLASSIFICATION	87-88 ACTUAL	88-89 ACTUAL	CURRENT YEAR BUDGET	COST TO COMPLETE TO 09-30-90	DEPARTMENT REQUEST	RECOMMENDED BY THE MANAGER	COUNCIL APPROVED		

190-65-65-541-480									
SCHOOL & TRAINING EXPENSE	0.00	0.00	0.00	0	120	120	120		
190-65-65-541-490									
OTHER CURRENT CHARGES & OBLIG	0.00	0.00	0.00	0	0				
190-65-65-541-491									
ABATEMENTS- MATERIALS-SUPPLIES	0.00	0.00	0.00	0	-70,000	-70,000	-70,000		
190-65-65-541-510									
OFFICE SUPPLIES	0.00	0.00	0.00	0	100	100	100		
190-65-65-541-520									
OPERATING SUPPLIES	0.00	0.00	0.00	0	70,000	70,000	70,000		
190-65-65-541-521									
REIMBURSED PROJECT REVENUE	0.00	0.00	0.00	0	0				

OPERATING EXPENSES	0.00	0.00	0.00	0	46,520	46,520	46,520		

190-65-65-541-630									
IMPROVEMENTS OTHER THAN BLDGS	0.00	0.00	0.00	0	0				
190-65-65-541-640									
MACHINERY AND EQUIPMENT	0.00	0.00	0.00	0	5,000	5,000	5,000		
190-65-65-541-670									
VEHICLES, TRUCKS, HEAVY EQUIP	0.00	0.00	0.00	0	0				

NON-OPERATING EXPENSES	0.00	0.00	0.00	0	5,000	5,000	5,000		

* DIVISION TOTALS *	0.00	0.00	0.00	0	399,176	254,076	254,076		
=====									

*** 1991 ANNUAL BUDGET ***

* STREETS/TRAFFIC IMPRV FUND	PUBLIC WORKS - STREETS			CAPITAL IMPROVEMENT PROJECTS			FISCAL YEAR ENDING 09-30-91			*					

* CLASSIFICATION	I	I	I	I	I	I	I	I	I	*					
	I	I	I	I	CURRENT	I	COST TO	I	DEPARTMENT	I	RECOMMENDED	I	COUNCIL	*	
	I	87-88	I	88-89	I	YEAR	I	COMPLETE	I	REQUEST	I	BY THE	I	APPROVED	*
	I	ACTUAL	I	ACTUAL	I	BUDGET	I	TO 09-30-90	I	I	I	MANAGER	I	I	*
	I		I		I		I		I		I		I		*

* 190-65-90-541-120	I		I		I		I		I		I		I		*
* REGULAR SALARIES	I	0.00	I	0.00	I	0.00	I	0	I	0	I	0	I		*
* 190-65-90-541-250	I		I		I		I		I		I		I		*
* EMPLOYER PAYROLL EXPENSES	I	8,300.72	I	3,614.70	I	4,650.00	I	5,200	I	7,002	I	7,002	I		*

* PERSONAL SERVICES	I	8,300.72	I	3,614.70	I	4,650.00	I	5,200	I	7,002	I	7,002	I		*

* 190-65-90-541-521	I		I		I		I		I		I		I		*
* REIMBURSED PROJECT REVENUE	I	0.00	I	0.00	I	0.00	I	0	I	0	I		I		*

* OPERATING EXPENSES	I	0.00	I	0.00	I	0.00	I	0	I	0	I		I		*

* 190-65-90-541-630	I		I		I		I		I		I		I		*
* IMPROVEMENTS OTHER THAN BLDGS	I	0.00	I	0.00	I	713,552.00	I	0	I	0	I		I	713,552	*
* 190-65-90-541-640	I		I		I		I		I		I		I		*
* MACHINERY AND EQUIPMENT	I	0.00	I	0.00	I	0.00	I	0	I	0	I		I		*
* 190-65-90-541-670	I		I		I		I		I		I		I		*
* VEHICLES, TRUCKS, HEAVY EQUIP	I	0.00	I	0.00	I	0.00	I	0	I	0	I		I		*

* NON-OPERATING EXPENSES	I	0.00	I	0.00	I	713,552.00	I	0	I	0	I		I	713,552	*

* * DIVISION TOTALS *	I	8,300.72	I	3,614.70	I	718,202.00	I	5,200	I	7,002	I	7,002	I	713,552	*
=====															

*** 1991 ANNUAL BUDGET ***

* STREETS/TRAFFIC IMPRV FUND	PUBLIC WORKS - STREETS		CAPITAL IMPROVEMENT PROJECTS			FISCAL YEAR ENDING 09-30-91				*					

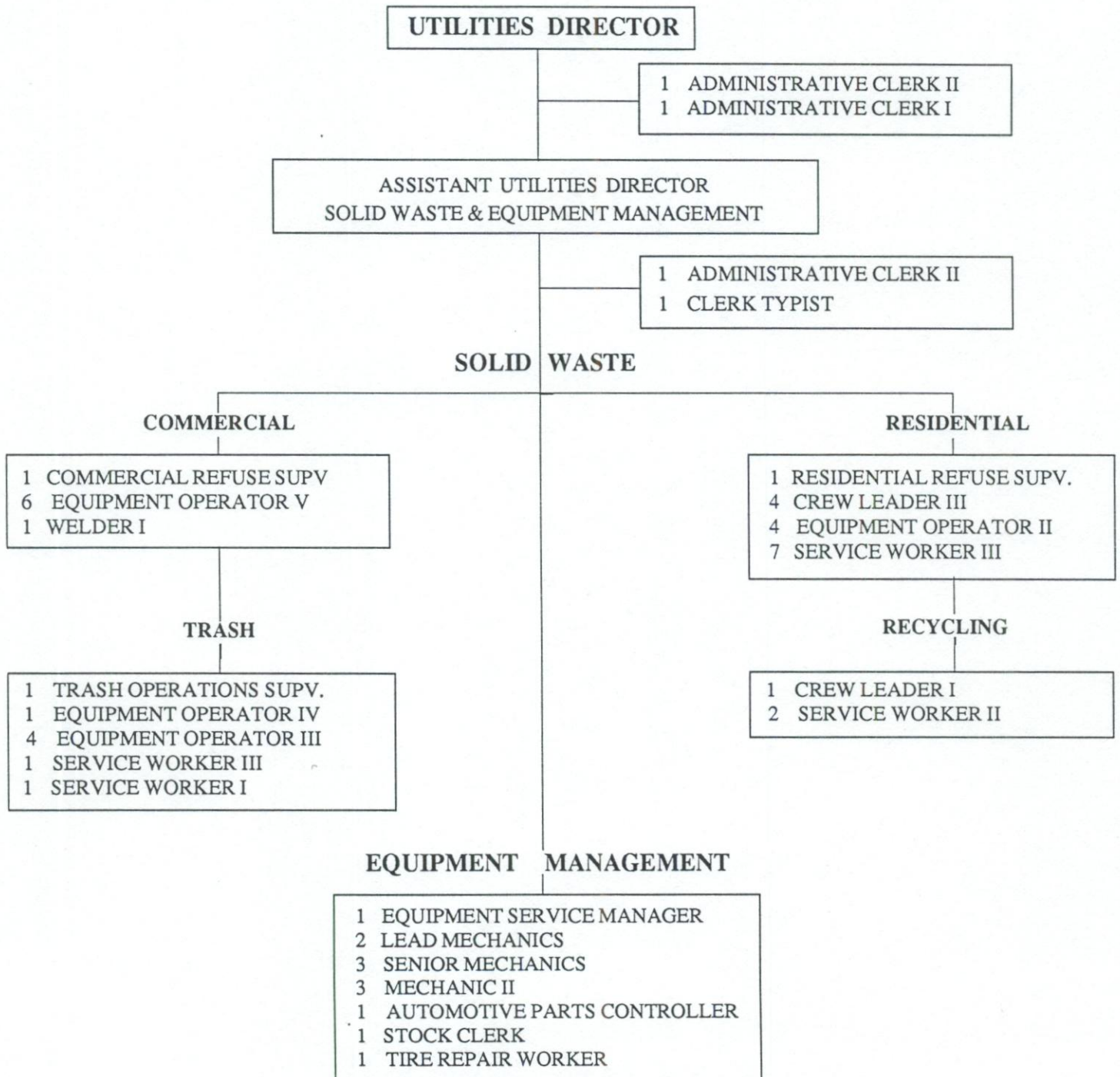
* CLASSIFICATION	I	I	I	I	I	I	I	I	I	*					
	I	I	I	I	I	I	I	I	I	*					
	I	I	I	I	I	I	I	I	I	*					
	I	I	I	I	I	I	I	I	I	*					
	I	I	I	I	I	I	I	I	I	*					

** DEPARTMENT TOTALS **	I	8,300.72	I	3,614.70	I	718,202.00	I	5,200	I	406,178	I	261,078	I	967,628	*

** FUND TOTALS **	I	8,300.72	I	3,614.70	I	718,202.00	I	5,200	I	406,178	I	261,078	I	967,628	*

Equipment Management

**UTILITIES
SOLID WASTE & EQUIPMENT MANAGEMENT**



DEPARTMENTAL BUDGET DETAIL

FUND: INTERNAL SERVICE (410)
DEPARTMENT: UTILITIES
DIVISION: EQUIPMENT MANAGEMENT

GOALS:

To support City departments in the maintenance and repair of their equipment and vehicles by eliminating as much downtime as possible. To inform City employees of the Equipment Management operation and how we can work together to keep the City's fleet performing.

OBJECTIVES:

1. Computerize a comprehensive fleet maintenance program to collect all data related to vehicle and equipment operations.
2. Reduce parts inventory items to a 30 day turn around.
3. Establish a program through the bid process in purchasing parts.
4. Increase negotiations with vendors when purchasing high cost parts.
5. Develop a comprehensive training program and move towards certification of all mechanics.
6. Reduce the cost of major repair by identifying potential problems through data and preventive maintenance programs before the problem becomes a major cost (Predictive Maintenance.)
7. Become more efficient in the Equipment Management operations.

ACTIVITY MEASURES:

	<u>ACTUAL</u> <u>88/89</u>	<u>CURRENT</u> <u>89/90</u>	<u>FORECAST</u> <u>90/91</u>
Preventive Maintenance	1,100	1,150	2,300
Service Calls	200	150	250
Major Repairs(over \$500)	100	75	100
In-House Repairs	2,600	2,700	3,500
Outside Repairs	175	125	225

*** 1991 ANNUAL BUDGET ***

* EQUIPMENT MAINTENANCE FUND	UTILITIES - EQUIP MGMT			EQUIPMENT MANAGEMENT			FISCAL YEAR ENDING 09-30-91			*

* CLASSIFICATION	I	I	I	I	I	I	I	I	I	I
	87-88	88-89	CURRENT	COST TO	DEPARTMENT	RECOMMENDED	COUNCIL			
	ACTUAL	ACTUAL	YEAR	COMPLETE	REQUEST	BY THE	APPROVED			
			BUDGET	TO 09-30-90		MANAGER				

* 410-13-29-590-120	I	I	I	I	I	I	I	I	I	I
* REGULAR SALARIES	265,915.81	273,443.32	288,002.00	294,155	323,989	323,989	323,989	323,989	323,989	323,989
* 410-13-29-590-130	I	I	I	I	I	I	I	I	I	I
* OTHER SALARIES AND WAGES	0.00	95.08	0.00	0	0	0	0	0	0	0
* 410-13-29-590-140	I	I	I	I	I	I	I	I	I	I
* OVERTIME	17,199.14	7,974.42	7,500.00	7,500	6,000	6,000	6,000	6,000	6,000	6,000
* 410-13-29-590-150	I	I	I	I	I	I	I	I	I	I
* S.T.A.R. SALARIES & WAGES	0.00	0.00	0.00	0	0	0	0	0	0	0
* 410-13-29-590-250	I	I	I	I	I	I	I	I	I	I
* EMPLOYER PAYROLL EXPENSES	50,931.02	58,818.84	64,397.00	69,732	74,163	70,896	70,896	70,896	70,896	70,896
* 410-13-29-590-290	I	I	I	I	I	I	I	I	I	I
* GENERAL & MERIT INCREASE	0.00	0.00	0.00	0	21,218	21,046	21,046	21,046	21,046	21,046

* PERSONAL SERVICES	334,045.97	340,331.66	359,899.00	371,387	425,370	421,931	421,931	421,931	421,931	421,931

* 410-13-29-590-300	I	I	I	I	I	I	I	I	I	I
* OPERATING EXPENSES	4,115.83	9,554.62	2,600.00	6,329	5,150	5,150	5,150	5,150	5,150	5,150
* 410-13-29-590-310	I	I	I	I	I	I	I	I	I	I
* PROFESSIONAL SERVICES	0.00	1,784.42	1,000.00	1,000	900	900	900	900	900	900
* 410-13-29-590-340	I	I	I	I	I	I	I	I	I	I
* OTHER CONTRACTUAL SERVICES	0.00	400.00	1,000.00	1,000	1,000	1,000	1,000	1,000	1,000	1,000
* 410-13-29-590-400	I	I	I	I	I	I	I	I	I	I
* TRAVEL AND PER DIEM	1,580.30	1,229.26	2,070.00	2,070	3,350	1,200	1,200	1,200	1,200	1,200
* 410-13-29-590-410	I	I	I	I	I	I	I	I	I	I
* COMMUNICATION SERVICE	1,922.32	3,647.25	3,300.00	3,300	3,300	3,300	3,300	3,300	3,300	3,300
* 410-13-29-590-420	I	I	I	I	I	I	I	I	I	I
* TRANSPORTATION	0.00	40.00	0.00	0	0	0	0	0	0	0
* 410-13-29-590-430	I	I	I	I	I	I	I	I	I	I
* UTILITY SERVICES	17,772.93	16,939.50	18,000.00	18,000	18,600	18,600	18,600	18,600	18,600	18,600
* 410-13-29-590-440	I	I	I	I	I	I	I	I	I	I
* RENTALS AND LEASES	19,370.77	6,536.56	8,000.00	8,000	4,000	4,000	4,000	4,000	4,000	4,000

*** 1991 ANNUAL BUDGET ***

* EQUIPMENT MAINTENANCE FUND	UTILITIES - EQUIP MGMT			EQUIPMENT MANAGEMENT			FISCAL YEAR ENDING 09-30-91			*

* CLASSIFICATION	I	I	I	I	I	I	I	I	I	*
	87-88	88-89	CURRENT	COST TO	DEPARTMENT	RECOMMENDED	COUNCIL			
	ACTUAL	ACTUAL	YEAR	COMPLETE	REQUEST	BY THE	APPROVED			
			BUDGET	TO 09-30-90		MANAGER				

* 410-13-29-590-445	I	I	I	I	I	I	I	I	I	*
* ABATEMENTS	I	229.28	I	0.00	I	0.00	I	0	I	*
* 410-13-29-590-460	I	I	I	I	I	I	I	I	I	*
* REPAIR & MAINTENANCE SERVICES	I	12,285.68	I	7,642.60	I	20,000.00	I	20,000	I	19,300
* 410-13-29-590-470	I	I	I	I	I	I	I	I	I	*
* PRINTING & BINDING	I	749.39	I	1,350.15	I	1,500.00	I	1,500	I	500
* 410-13-29-590-480	I	I	I	I	I	I	I	I	I	*
* SCHOOL & TRAINING EXPENSE	I	2,355.66	I	850.50	I	1,400.00	I	1,810	I	3,070
* 410-13-29-590-490	I	I	I	I	I	I	I	I	I	*
* OTHER CURRENT CHARGES & OBLIG	I	658.35	I	360.10	I	500.00	I	500	I	500
* 410-13-29-590-495	I	I	I	I	I	I	I	I	I	*
* S.T.A.R. CHARGES & OBLIGATIONS	I	193.78	I	307.47	I	500.00	I	500	I	1,000
* 410-13-29-590-510	I	I	I	I	I	I	I	I	I	*
* OFFICE SUPPLIES	I	761.91	I	1,194.42	I	900.00	I	900	I	900
* 410-13-29-590-520	I	I	I	I	I	I	I	I	I	*
* OPERATING SUPPLIES	I	167,855.11	I	160,113.17	I	132,000.00	I	132,000	I	132,000
* 410-13-29-590-522	I	I	I	I	I	I	I	I	I	*
* FUEL	I	199,007.87	I	213,368.54	I	195,000.00	I	225,000	I	210,000
* 410-13-29-590-523	I	I	I	I	I	I	I	I	I	*
* OIL & LUBE	I	345.93	I	0.00	I	15,000.00	I	15,000	I	15,000
* 410-13-29-590-524	I	I	I	I	I	I	I	I	I	*
* BATTERIES	I	0.00	I	42.95	I	7,000.00	I	8,500	I	7,000
* 410-13-29-590-526	I	I	I	I	I	I	I	I	I	*
* TIRES	I	60,455.96	I	43,946.46	I	48,000.00	I	57,000	I	48,000
* 410-13-29-590-527	I	I	I	I	I	I	I	I	I	*
* UNIFORMS	I	3,817.65	I	4,024.70	I	5,500.00	I	5,500	I	4,760
* 410-13-29-590-528	I	I	I	I	I	I	I	I	I	*
* SHOP SUPPLIES	I	13,711.31	I	15,755.40	I	17,000.00	I	21,000	I	17,000
* 410-13-29-590-529	I	I	I	I	I	I	I	I	I	*
* SUBLET REPAIRS	I	67,055.34	I	58,526.41	I	55,000.00	I	55,000	I	50,000

*** 1991 ANNUAL BUDGET ***

* EQUIPMENT MAINTENANCE FUND	UTILITIES - EQUIP MGMT		EQUIPMENT MANAGEMENT		FISCAL YEAR ENDING 09-30-91			
CLASSIFICATION	87-88 ACTUAL	88-89 ACTUAL	CURRENT YEAR BUDGET	COST TO COMPLETE TO 09-30-90	DEPARTMENT REQUEST	RECOMMENDED BY THE MANAGER	COUNCIL APPROVED	
* 410-13-29-590-540								
* BOOKS,PUBLICATIONS,SUBS & MEM	869.97	899.20	600.00	600	600	600	600	600
* 410-13-29-590-550								
* DUPLICATING CHARGES	228.07	26.06	350.00	350	350	350	350	350
* 410-13-29-590-590								
* DEPRECIATION	11,546.39	12,028.11	0.00	0	0	0	0	0

* OPERATING EXPENSES	586,889.80	560,567.85	536,220.00	584,859	546,280	542,530	542,530	542,530

* 410-13-29-590-620								
* BUILDINGS	0.00	0.00	0.00	0	0	0	0	0
* 410-13-29-590-640								
* MACHINERY AND EQUIPMENT	0.00	0.00	5,007.00	5,007	3,500	3,500	3,500	3,500

* NON-OPERATING EXPENSES	0.00	0.00	5,007.00	5,007	3,500	3,500	3,500	3,500

* * DIVISION TOTALS *	920,935.77	900,899.51	901,126.00	961,253	975,150	967,961	967,961	967,961

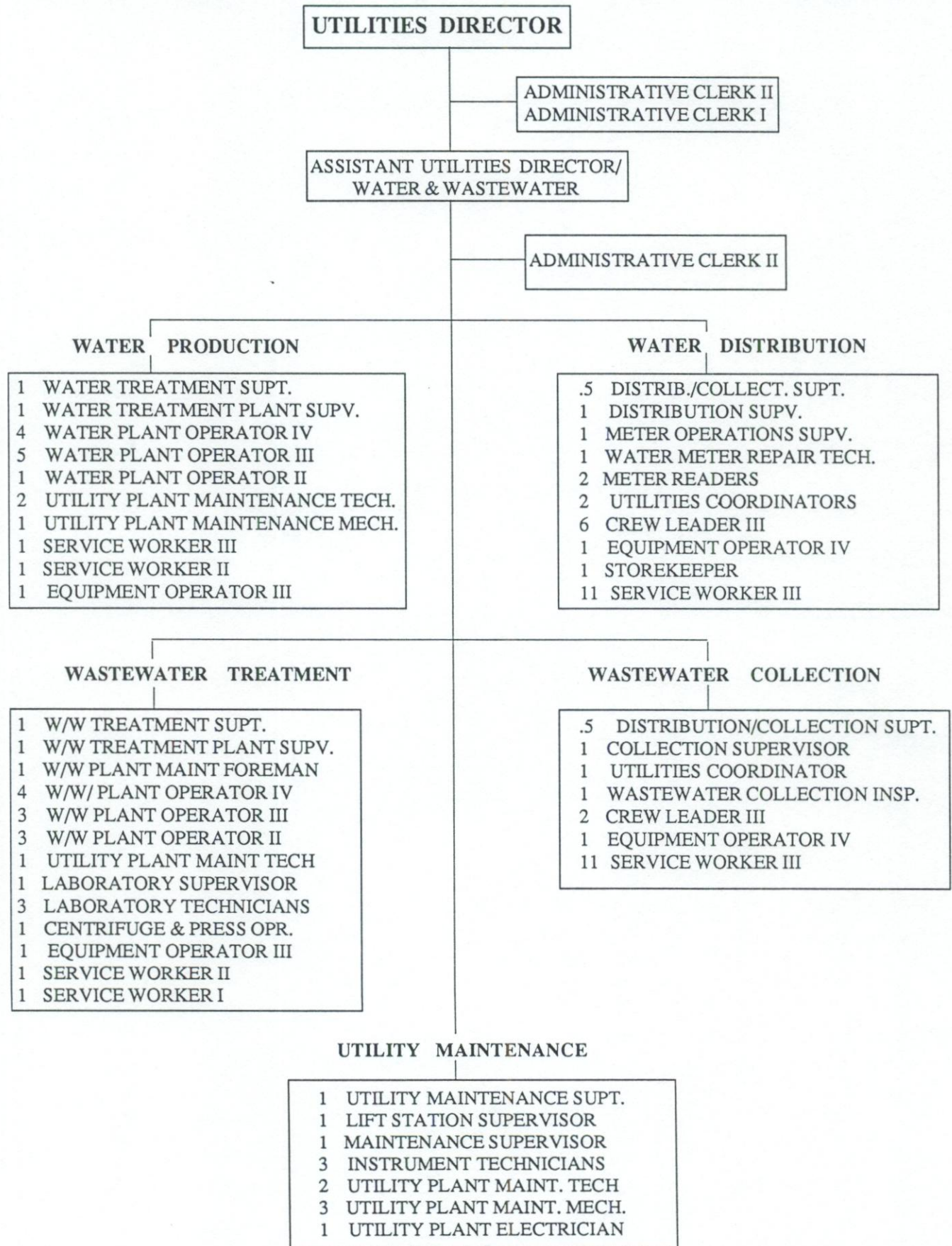
1991 ANNUAL BUDGET ***

MGMT		EQUIPMENT MANAGEMENT		FISCAL YEAR ENDING 09-30-91		
		I	I	I	I	I
		CURRENT YEAR	COST TO COMPLETE TO 09-30-90	DEPARTMENT REQUEST	RECOMMENDED BY THE MANAGER	COUNCIL APPROVED
88-89	ACTUAL	I	I	I	I	I
900,899.51		I	901,126.00 I	961,253 I	975,150 I	967,961 I
900,899.51		I	901,126.00 I	961,253 I	975,150 I	967,961 I

Utilities

Administration

**UTILITIES
WATER & WASTEWATER**



*** 1991 ANNUAL BUDGET ***

* WATER & SEWER FUND	UTILITIES - WATER				UTILITIES - ADMINISTRATION			FISCAL YEAR ENDING 09-30-91			*				

* CLASSIFICATION	I	I	I	I	I	I	I	I	I	I	*				
	87-88	88-89	CURRENT	COST TO	DEPARTMENT	RECOMMENDED	COUNCIL				*				
	ACTUAL	ACTUAL	YEAR	COMPLETE	REQUEST	BY THE	APPROVED				*				
			BUDGET	TO 09-30-90		MANAGER					*				

* 420-20-32-533-120	I	I	I	I	I	I	I	I	I	I	*				
* REGULAR SALARIES	I	120,852.33	I	146,638.00	I	145,139.00	I	152,001	I	412,825	I	412,825	I	412,825	*
* 420-20-32-533-127	I	I	I	I	I	I	I	I	I	I	I	I	I	I	*
* LABOR ABATEMENTS	I	0.00	I	0.00	I	0.00	I	0	I	-35,000	I	-58,071	I	-58,071	*
* 420-20-32-533-140	I	I	I	I	I	I	I	I	I	I	I	I	I	I	*
* OVERTIME	I	50.24	I	253.26	I	400.00	I	400	I	4,400	I	4,400	I	4,400	*
* 420-20-32-533-250	I	I	I	I	I	I	I	I	I	I	I	I	I	I	*
* EMPLOYER PAYROLL EXPENSES	I	19,904.20	I	30,198.92	I	27,963.00	I	30,946	I	101,862	I	81,414	I	81,414	*
* 420-20-32-533-255	I	I	I	I	I	I	I	I	I	I	I	I	I	I	*
* PAYROLL EXPENSES ABATEMENTS	I	0.00	I	0.00	I	0.00	I	0	I	-8,000	I	-13,270	I	-13,270	*
* 420-20-32-533-290	I	I	I	I	I	I	I	I	I	I	I	I	I	I	*
* GENERAL & MERIT INCREASE	I	0.00	I	0.00	I	0.00	I	0	I	24,994	I	22,433	I	22,433	*

* PERSONAL SERVICES	I	140,806.77	I	177,090.18	I	173,502.00	I	183,347	I	501,081	I	449,731	I	449,731	*

* 420-20-32-533-300	I	I	I	I	I	I	I	I	I	I	I	I	I	I	*
* OPERATING EXPENSES	I	50,285.00	I	49,665.00	I	49,665.00	I	49,665	I	52,025	I	57,787	I	57,787	*
* 420-20-32-533-310	I	I	I	I	I	I	I	I	I	I	I	I	I	I	*
* PROFESSIONAL SERVICES	I	19,091.77	I	16,434.30	I	20,000.00	I	20,000	I	20,000	I	20,000	I	20,000	*
* 420-20-32-533-340	I	I	I	I	I	I	I	I	I	I	I	I	I	I	*
* OTHER CONTRACTUAL SERVICES	I	7,180.79	I	2,516.88	I	11,925.00	I	11,925	I	11,925	I	12,350	I	12,350	*
* 420-20-32-533-400	I	I	I	I	I	I	I	I	I	I	I	I	I	I	*
* TRAVEL AND PER DIEM	I	1,838.49	I	1,725.94	I	2,600.00	I	2,600	I	5,000	I	5,000	I	5,000	*
* 420-20-32-533-410	I	I	I	I	I	I	I	I	I	I	I	I	I	I	*
* COMMUNICATION SERVICE	I	1,827.50	I	1,981.22	I	3,400.00	I	3,400	I	4,300	I	4,300	I	4,300	*
* 420-20-32-533-420	I	I	I	I	I	I	I	I	I	I	I	I	I	I	*
* TRANSPORTATION	I	3,500.04	I	3,648.00	I	3,587.00	I	3,587	I	8,029	I	8,029	I	8,029	*
* 420-20-32-533-430	I	I	I	I	I	I	I	I	I	I	I	I	I	I	*
* UTILITY SERVICES	I	3,669.78	I	3,492.35	I	3,750.00	I	3,750	I	3,800	I	3,800	I	3,800	*
* 420-20-32-533-450	I	I	I	I	I	I	I	I	I	I	I	I	I	I	*
* INSURANCE	I	594,560.00	I	876,911.71	I	876,896.00	I	876,896	I	876,896	I	800,000	I	800,000	*

*** 1991 ANNUAL BUDGET ***

* WATER & SEWER FUND	UTILITIES - WATER			UTILITIES - ADMINISTRATION			FISCAL YEAR ENDING 09-30-91			*

	I	I	I	I	I	I	I	I	I	*
CLASSIFICATION	87-88	88-89	CURRENT	COST TO	DEPARTMENT	RECOMMENDED	COUNCIL			
	ACTUAL	ACTUAL	YEAR	COMPLETE	REQUEST	BY THE	APPROVED			
			BUDGET	TO 09-30-90		MANAGER				

* 420-20-32-533-460	I	I	I	I	I	I	I	I	I	*
* REPAIR & MAINTENANCE SERVICES	I	I	I	I	I	I	I	I	I	*
	7,388.48	7,749.32	11,851.00	12,982	12,961	12,961	12,961	12,961	12,961	*
* 420-20-32-533-470	I	I	I	I	I	I	I	I	I	*
* PRINTING & BINDING	I	I	I	I	I	I	I	I	I	*
	0.00	0.00	200.00	200	200	200	200	200	200	*
* 420-20-32-533-480	I	I	I	I	I	I	I	I	I	*
* SCHOOL & TRAINING EXPENSE	I	I	I	I	I	I	I	I	I	*
	259.00	771.20	500.00	500	1,500	1,500	1,500	1,500	1,500	*
* 420-20-32-533-490	I	I	I	I	I	I	I	I	I	*
* OTHER CURRENT CHARGES & OBLIG	I	I	I	I	I	I	I	I	I	*
	0.00	0.00	0.00	0	360	360	360	360	360	*
* 420-20-32-533-491	I	I	I	I	I	I	I	I	I	*
* ABATEMENTS- MATERIALS-SUPPLIES	I	I	I	I	I	I	I	I	I	*
	0.00	0.00	0.00	0	-6,000	-6,000	-6,000	-6,000	-6,000	*
* 420-20-32-533-495	I	I	I	I	I	I	I	I	I	*
* S.T.A.R. CHARGES & OBLIGATIONS	I	I	I	I	I	I	I	I	I	*
	2,724.36	3,055.49	5,000.00	5,000	6,000	6,000	6,000	6,000	6,000	*
* 420-20-32-533-510	I	I	I	I	I	I	I	I	I	*
* OFFICE SUPPLIES	I	I	I	I	I	I	I	I	I	*
	925.97	780.34	1,160.00	1,160	2,500	2,500	2,500	2,500	2,500	*
* 420-20-32-533-520	I	I	I	I	I	I	I	I	I	*
* OPERATING SUPPLIES	I	I	I	I	I	I	I	I	I	*
	1,657.54	1,124.11	2,250.00	2,250	6,270	6,270	6,270	6,270	6,270	*
* 420-20-32-533-540	I	I	I	I	I	I	I	I	I	*
* BOOKS,PUBLICATIONS,SUBS & MEM	I	I	I	I	I	I	I	I	I	*
	1,315.17	1,443.09	2,350.00	2,350	4,020	4,020	4,020	4,020	4,020	*
* 420-20-32-533-550	I	I	I	I	I	I	I	I	I	*
* DUPLICATING CHARGES	I	I	I	I	I	I	I	I	I	*
	1,866.55	704.29	2,000.00	2,000	2,000	2,000	2,000	2,000	2,000	*
* 420-20-32-533-590	I	I	I	I	I	I	I	I	I	*
* DEPRECIATION	I	I	I	I	I	I	I	I	I	*
	856,905.23	955,480.34	0.00	0	0	0	0	0	0	*

* OPERATING EXPENSES	I	I	I	I	I	I	I	I	I	*
	1,554,995.67	1,927,483.58	997,134.00	998,265	1,011,786	941,077	941,077	941,077	941,077	*

* 420-20-32-533-640	I	I	I	I	I	I	I	I	I	*
* MACHINERY AND EQUIPMENT	I	I	I	I	I	I	I	I	I	*
	0.00	0.00	3,500.00	3,500	2,315	2,315	2,315	2,315	2,315	*
* 420-20-32-533-700	I	I	I	I	I	I	I	I	I	*
* DEBT SERVICE	I	I	I	I	I	I	I	I	I	*
	672,227.73	1,954,306.08	2,556,858.00	2,556,858	2,555,373	2,555,373	2,555,373	2,555,373	2,555,373	*
* 420-20-32-533-701	I	I	I	I	I	I	I	I	I	*
* BOND SINKING FUND EXPENSE	I	I	I	I	I	I	I	I	I	*
	0.00	0.00	0.00	0	0	0	0	0	0	*

*** 1991 ANNUAL BUDGET ***

WATER & SEWER FUND	UTILITIES - WATER			UTILITIES - ADMINISTRATION			FISCAL YEAR ENDING 09-30-91		

CLASSIFICATION	87-88 ACTUAL	88-89 ACTUAL	CURRENT YEAR BUDGET	COST TO COMPLETE TO 09-30-90	DEPARTMENT REQUEST	RECOMMENDED BY THE MANAGER	COUNCIL APPROVED		

420-20-32-533-702									
BOND AMORTIZATION EXPENSE	0.00	0.00	0.00	0	0				
420-20-32-533-703									
AMORTIZED BOND SALE EXPENSE	69,983.34	68,717.34	0.00	0	0				
420-20-32-533-704									
REVENUE GENERATION REQUIREMENT	0.00	0.00	0.00	0	0				
420-20-32-533-898									
CONTINGENCY	0.00	0.00	0.00	0	0				
420-20-32-533-910									
TRANSFERS OUT	722,214.43	707,699.32	669,260.00	669,260	689,574	689,574	689,574	689,574	

NON-OPERATING EXPENSES	1,464,425.50	2,730,722.74	3,229,618.00	3,229,618	3,247,262	3,247,262	3,247,262	3,247,262	

* DIVISION TOTALS *	3,160,227.94	4,835,296.50	4,400,254.00	4,411,230	4,760,129	4,638,070	4,638,070	4,638,070	
=====									

Water System

July 19, 1990

WATER UTILITY
REVENUE & EXPENDITURE SUMMARY

Operating Revenue	
Water Sales	5,796,000
Hydrant Service	3,000
Tapping Fees	100,000
Reinstallation	12,000
Connection Fees	25,000
Miscellaneous	1,000
	<hr/>
TOTAL OPERATING REVENUE	5,937,000
Non-operating Revenue	
Interest	70,000
System Development Fees	341,451
	<hr/>
TOTAL NON-OPERATING REVENUE	411,451
TOTAL REVENUE	6,348,451
	=====
 <hr/>	
Operating Expenses	
Water Distribution	942,200
Water Production	2,589,610
Transfer to General	434,703
Transfer to Risk Management	400,000
Transfer to Data Processing	27,714
Cost of Audit	6,175
Utility Administration	262,673
	<hr/>
TOTAL OPERATING EXPENSES	4,663,075
Non-operating Expenses	
Debt Service	1,277,686
Capital Improvement Program	407,690
	<hr/>
TOTAL NON-OPERATING EXPENSES	1,685,376
TOTAL EXPENSES	6,348,451
	=====

DEPARTMENTAL BUDGET DETAIL

FUND: WATER (420)
DEPARTMENT: UTILITIES
DIVISION: WATER PLANT

GOALS:

Provide direction and management of personnel involved in the field of water treatment. Ensure compliance with all local, state and federal regulations. Administer policies and coordinate new programs.

OBJECTIVES:

1. Provide clear direction to division personnel.
2. Provide accurate, timely reports to the Florida Department of Environmental Regulation and other regulatory agencies.
3. Provide clear, precise information to other city staff on matters pertaining to water treatment.

ACTIVITY MEASURES:

	ACTUAL	CURRENT	FORECAST
	<u>88/89</u>	<u>89/90</u>	<u>90/91</u>
Raw Water Flow (Millions of Gallons)	6,008	6,500	6,500
Wash water recovery (Millions of Gallons)	365	380	370
Calcium Carbonate Waste (Tons)	20,000	19,901	19,950

*** 1991 ANNUAL BUDGET ***

WATER & SEWER FUND	UTILITIES - WATER				WATER PRODUCTION		FISCAL YEAR ENDING 09-30-91			

CLASSIFICATION	87-88	88-89	CURRENT	COST TO	DEPARTMENT	RECOMMENDED	COUNCIL			
	ACTUAL	ACTUAL	YEAR	COMPLETE	REQUEST	BY THE	APPROVED			
			BUDGET	TO 09-30-90		MANAGER				

420-20-30-533-120										
REGULAR SALARIES	546,649.70	483,307.80	470,821.00	465,318	448,073	448,073	448,073			
420-20-30-533-140										
OVERTIME	15,874.38	14,059.81	15,500.00	16,000	18,250	18,250	18,250			
420-20-30-533-250										
EMPLOYER PAYROLL EXPENSES	118,070.89	122,560.00	100,579.00	111,750	126,691	104,398	104,398			
420-20-30-533-290										
GENERAL & MERIT INCREASE	0.00	0.00	0.00	0	31,133	29,962	29,962			

PERSONAL SERVICES	680,594.97	619,927.61	586,900.00	593,068	624,147	600,683	600,683			

420-20-30-533-300										
OPERATING EXPENSES	5,510.42	4,454.26	4,200.00	4,500	4,200	4,200	4,200			
420-20-30-533-310										
PROFESSIONAL SERVICES	0.00	49,632.00	56,774.00	56,774	56,774	56,774	56,774			
420-20-30-533-400										
TRAVEL AND PER DIEM	622.97	751.99	750.00	0	750	750	750			
420-20-30-533-410										
COMMUNICATION SERVICE	10,817.16	11,316.58	11,800.00	11,800	11,800	11,800	11,800			
420-20-30-533-420										
TRANSPORTATION	17,499.96	12,492.00	11,812.00	11,812	12,000	12,000	12,000			
420-20-30-533-430										
UTILITY SERVICES	932,836.21	788,692.45	783,000.00	783,000	810,000	810,000	810,000			
420-20-30-533-440										
RENTALS AND LEASES	3,026.58	2,326.50	2,000.00	1,000	1,500	1,500	1,500			
420-20-30-533-460										
REPAIR & MAINTENANCE SERVICES	53,685.35	43,270.31	30,000.00	38,000	35,000	35,000	35,000			
420-20-30-533-461										
UTILITIES MAINTENANCE	0.00	114,603.00	218,046.00	260,079	244,113	244,113	244,113			
420-20-30-533-480										
SCHOOL & TRAINING EXPENSE	956.14	349.00	700.00	700	500	500	500			

*** 1991 ANNUAL BUDGET ***

: WATER & SEWER FUND									

	UTILITIES - WATER		WATER PRODUCTION			FISCAL YEAR ENDING 09-30-91			
	I	I	I	I	I	I	I	I	I
CLASSIFICATION	87-88	88-89	CURRENT	YEAR	COST TO	DEPARTMENT	RECOMMENDED	COUNCIL	
	ACTUAL	ACTUAL	BUDGET		COMPLETE	REQUEST	BY THE	APPROVED	
					TO 09-30-90		MANAGER		
	I	I	I	I	I	I	I	I	I

420-20-30-533-490	I	I	I	I	I	I	I	I	I
OTHER CURRENT CHARGES & OBLIG	360.00	360.00	360.00		363	360	360	360	360
420-20-30-533-510	I	I	I	I	I	I	I	I	I
OFFICE SUPPLIES	546.03	137.13	400.00		400	400	400	400	400
420-20-30-533-520	I	I	I	I	I	I	I	I	I
OPERATING SUPPLIES	-24,216.53	71,158.75	10,000.00		10,000	10,760	10,760	10,760	10,760
420-20-30-533-540	I	I	I	I	I	I	I	I	I
BOOKS,PUBLICATIONS,SUBS & MEM	92.50	80.00	100.00		100	100	100	100	100
420-20-30-533-580	I	I	I	I	I	I	I	I	I
CHEMICALS	783,768.75	729,982.62	739,640.00		786,647	797,120	797,120	797,120	797,120

OPERATING EXPENSES	1,785,505.54	1,829,606.59	1,869,582.00		1,965,175	1,985,377	1,985,377	1,985,377	1,985,377

420-20-30-533-620	I	I	I	I	I	I	I	I	I
BUILDINGS	0.00	0.00	0.00		1,734	0			
420-20-30-533-640	I	I	I	I	I	I	I	I	I
MACHINERY AND EQUIPMENT	0.00	0.00	3,650.00		6,558	3,550	3,550	3,550	3,550

NON-OPERATING EXPENSES	0.00	0.00	3,650.00		8,292	3,550	3,550	3,550	3,550

* DIVISION TOTALS *	2,466,100.51	2,449,534.20	2,460,132.00		2,566,535	2,613,074	2,589,610	2,589,610	2,589,610

*** 1991 ANNUAL BUDGET ***

WATER & SEWER FUND	UTILITIES - WATER				WATER DISTRIBUTION		FISCAL YEAR ENDING 09-30-91			

CLASSIFICATION	I	I	I	I	I	I	I	I	I	I
	87-88	88-89	CURRENT	COST TO	DEPARTMENT	RECOMMENDED	COUNCIL			
	ACTUAL	ACTUAL	YEAR	COMPLETE	REQUEST	BY THE	APPROVED			
			BUDGET	TO 09-30-90		MANAGER				

420-20-31-533-120										
REGULAR SALARIES	540,014.21	541,170.98	565,765.00	565,765	606,163	577,741	577,741			
420-20-31-533-127										
LABOR ABATEMENTS	-17,255.66	-23,439.97	-21,000.00	-21,000	-21,000	-21,000	-21,000			
420-20-31-533-140										
OVERTIME	34,591.44	50,718.75	36,200.00	75,000	50,000	50,000	50,000			
420-20-31-533-250										
EMPLOYER PAYROLL EXPENSES	126,533.85	147,290.68	122,859.00	130,000	173,014	137,432	137,432			
420-20-31-533-255										
PAYROLL EXPENSES ABATEMENTS	-3,534.29	-4,800.94	-4,000.00	-4,000	-4,000	-4,000	-4,000			
420-20-31-533-290										
GENERAL & MERIT INCREASE	0.00	0.00	0.00	0	42,219	39,069	39,069			

PERSONAL SERVICES	680,349.55	710,939.50	699,824.00	745,765	846,396	779,242	779,242			

420-20-31-533-300										
OPERATING EXPENSES	4,250.84	6,947.07	5,900.00	5,900	6,400	6,000	6,000			
420-20-31-533-310										
PROFESSIONAL SERVICES	0.00	1,574.08	0.00	0	0					
420-20-31-533-410										
COMMUNICATION SERVICE	2,707.89	1,596.43	3,000.00	1,500	5,100	3,600	3,600			
420-20-31-533-420										
TRANSPORTATION	40,079.04	41,748.00	41,098.00	41,098	43,000	44,288	44,288			
420-20-31-533-430										
UTILITY SERVICES	9,025.74	6,902.16	6,000.00	7,000	9,500	9,500	9,500			
420-20-31-533-440										
RENTALS AND LEASES	591.80	1,747.61	3,000.00	1,500	2,000	2,000	2,000			
420-20-31-533-460										
REPAIR & MAINTENANCE SERVICES	3,818.47	3,610.63	5,300.00	2,000	9,000	7,350	7,350			
420-20-31-533-480										
SCHOOL & TRAINING EXPENSE	3,857.23	1,219.17	3,000.00	3,000	800	800	800			

*** 1991 ANNUAL BUDGET ***

WATER & SEWER FUND	UTILITIES - WATER		WATER DISTRIBUTION		FISCAL YEAR ENDING 09-30-91				
CLASSIFICATION	87-88 ACTUAL	88-89 ACTUAL	CURRENT YEAR BUDGET	COST TO COMPLETE TO 09-30-90	DEPARTMENT REQUEST	RECOMMENDED BY THE MANAGER	COUNCIL APPROVED		
420-20-31-533-490									
OTHER CURRENT CHARGES & OBLIG	5,343.75	7,895.12	8,000.00	7,000	3,000	3,000	3,000	3,000	
420-20-31-533-510									
OFFICE SUPPLIES	953.95	1,141.44	1,500.00	1,500	1,500	1,500	1,500	1,500	
420-20-31-533-520									
OPERATING SUPPLIES	49,529.98	31,838.14	50,000.00	80,000	70,000	70,000	70,000	70,000	
-----I-----I-----I-----I-----I-----I-----I-----I-----I-----									
OPERATING EXPENSES	120,158.69	106,219.85	126,798.00	150,498	150,300	148,038	148,038	148,038	
-----I-----I-----I-----I-----I-----I-----I-----I-----I-----									
420-20-31-533-640									
MACHINERY AND EQUIPMENT	0.00	0.00	14,272.00	14,272	14,920	14,920	14,920	14,920	
-----I-----I-----I-----I-----I-----I-----I-----I-----I-----									
NON-OPERATING EXPENSES	0.00	0.00	14,272.00	14,272	14,920	14,920	14,920	14,920	
-----I-----I-----I-----I-----I-----I-----I-----I-----I-----									
* DIVISION TOTALS *	800,508.24	817,159.35	840,894.00	910,535	1,011,616	942,200	942,200	942,200	

Sewer System

July 19, 1990

SEWER UTILITY
REVENUE & EXPENDITURE SUMMARY

Operating Revenue	
Service Charges	4,403,250
Connection Charges	10,000
Inspection Charges	3,000
	<hr/>
TOTAL OPERATING REVENUE	4,416,250
Non-operating Revenue	
Interest	70,000
System Development Fees	650,000
System Development Reserves	237,743
	<hr/>
TOTAL NON-OPERATING REVENUE	957,743
TOTAL REVENUE	5,373,993 =====

Operating Expenses	
Wastewater Collection	655,458
Wastewater Treatment	1,709,806
Transfer to General	254,871
Transfer to Risk Management	400,000
Transfer to Data Processing	27,714
Cost of Audit	6,175
Utility Administration	262,673
	<hr/>
TOTAL OPERATING EXPENSES	3,316,697
Non-operating Expenses	
Debt Service	1,277,686
Capital Improvement Program	779,610
	<hr/>
TOTAL NON-OPERATING EXPENSES	2,057,296
TOTAL EXPENSES	5,373,993 =====

DEPARTMENTAL BUDGET DETAIL

FUND: SEWER (420)
DEPARTMENT: UTILITIES
DIVISION: WASTEWATER TREATMENT PLANT

GOALS:

The primary function of the Wastewater Treatment Plant division is to convert raw wastewater to an acceptable effluent to be used for spray irrigation. Ensure compliance with all local, State D.E.R. and Federal E.P.A. rules and regulations. To be 90% out of Naples Bay.

OBJECTIVES:

1. Produce an acceptable effluent.
2. Phosphorous removal below 1.0 mg/L when discharging to Bay of Naples.
3. Chlorine removal below 0.001 mg/l with sulfur dioxide when discharging to the Bay of Naples.
4. Computerized P.M.I. program.
5. Upgrade personnel training and certification.
6. Upgrade hurricane procedure.
7. Reduce cost of solids handling per dry ton.
8. Implement sludge management program with Collier County and D.E.R.

ACTIVITY MEASURES:

	<u>UNITS</u>	<u>ACTUAL</u> <u>88/89</u>	<u>CURRENT</u> <u>89/90</u>	<u>FORECAST</u> <u>90/91</u>
Wastewater Treated	Mill. Gal.	*1854.4	2194.3	2523.4
Reuse Water	Mill. Gal.	1460.0	1825.0	2190.0
Solids Handling	Cu. Yds.	5486	6240	6664

* Flow recorder was not working properly the first 2 months of the first quarter.

*** 1991 ANNUAL BUDGET ***

***** WATER & SEWER FUND UTILITIES WASTEWATER WASTEWATER TREATMENT FISCAL YEAR ENDING 09-30-91 *****										
CLASSIFICATION	I 87-88 I ACTUAL	I 88-89 I ACTUAL	I CURRENT I YEAR I BUDGET	I COST TO I COMPLETE I TO 09-30-90	I DEPARTMENT I REQUEST	I RECOMMENDED I BY THE I MANAGER	I COUNCIL I APPROVED			
* 420-30-37-535-120	I	I	I	I	I	I	I			
* REGULAR SALARIES	I 572,372.53	I 457,182.36	I 504,098.00	I 545,893	I 517,714	I 517,714	I 517,714			
* 420-30-37-535-127	I	I	I	I	I	I	I			
* LABOR ABATEMENTS	I 0.00	I -43,148.00	I -46,888.00	I -46,888	I -46,888	I -46,888	I -46,888			
* 420-30-37-535-140	I	I	I	I	I	I	I			
* OVERTIME	I 12,443.08	I 12,533.16	I 12,506.00	I 13,086	I 16,066	I 16,066	I 16,066			
* 420-30-37-535-250	I	I	I	I	I	I	I			
* EMPLOYER PAYROLL EXPENSES	I 116,200.27	I 109,273.77	I 102,506.00	I 115,010	I 136,236	I 113,149	I 113,149			
* 420-30-37-535-290	I	I	I	I	I	I	I			
* GENERAL & MERIT INCREASE	I 0.00	I 0.00	I 0.00	I 0	I 32,714	I 31,502	I 31,502			

* PERSONAL SERVICES	I 701,015.88	I 535,841.29	I 572,222.00	I 627,101	I 655,842	I 631,543	I 631,543			

* 420-30-37-535-300	I	I	I	I	I	I	I			
* OPERATING EXPENSES	I 2,789.93	I 1,584.25	I 1,550.00	I 2,800	I 2,000	I 2,000	I 2,000			
* 420-30-37-535-340	I	I	I	I	I	I	I			
* OTHER CONTRACTUAL SERVICES	I 0.00	I 0.00	I 2,500.00	I 2,500	I 3,000	I 3,000	I 3,000			
* 420-30-37-535-400	I	I	I	I	I	I	I			
* TRAVEL AND PER DIEM	I 608.89	I 591.83	I 300.00	I 300	I 0	I	I			
* 420-30-37-535-410	I	I	I	I	I	I	I			
* COMMUNICATION SERVICE	I 1,730.38	I 2,024.91	I 1,500.00	I 1,500	I 2,000	I 2,000	I 2,000			
* 420-30-37-535-420	I	I	I	I	I	I	I			
* TRANSPORTATION	I 33,789.96	I 7,341.15	I 7,077.00	I 7,077	I 7,615	I 7,615	I 7,615			
* 420-30-37-535-430	I	I	I	I	I	I	I			
* UTILITY SERVICES	I 291,381.25	I 172,446.17	I 201,936.00	I 201,936	I 218,600	I 218,600	I 218,600			
* 420-30-37-535-460	I	I	I	I	I	I	I			
* REPAIR & MAINTENANCE SERVICES	I 52,815.35	I 9,494.22	I 9,086.00	I 11,000	I 12,000	I 12,000	I 12,000			
* 420-30-37-535-461	I	I	I	I	I	I	I			
* UTILITIES MAINTENANCE	I 0.00	I 532,013.00	I 504,807.00	I 606,849	I 569,596	I 569,596	I 569,596			
* 420-30-37-535-480	I	I	I	I	I	I	I			
* SCHOOL & TRAINING EXPENSE	I 345.30	I 306.83	I 2,350.00	I 2,350	I 2,677	I 2,677	I 2,677			

*** 1991 ANNUAL BUDGET ***

WATER & SEWER FUND	UTILITIES WASTEWATER		WASTEWATER TREATMENT		FISCAL YEAR ENDING 09-30-91				

CLASSIFICATION	87-88 ACTUAL	88-89 ACTUAL	CURRENT YEAR BUDGET	COST TO COMPLETE TO 09-30-90	DEPARTMENT REQUEST	RECOMMENDED BY THE MANAGER	COUNCIL APPROVED		

* 420-30-37-535-490									
* OTHER CURRENT CHARGES & OBLIG	507.06	530.40	685.00	685	710	710	710		
* 420-30-37-535-491									
* ABATEMENTS- MATERIALS-SUPPLIES	14.91	-6,484.00	-9,886.00	-9,886	-9,886	-9,886	-9,886	-9,886	-9,886
* 420-30-37-535-510									
* OFFICE SUPPLIES	291.24	787.93	500.00	700	700	700	700	700	700
* 420-30-37-535-520									
* OPERATING SUPPLIES	8,711.08	17,143.70	7,400.00	9,000	9,564	9,564	9,564	9,564	9,564
* 420-30-37-535-540									
* BOOKS,PUBLICATIONS,SUBS & MEM	0.00	0.00	140.00	0	500	300	300	300	300
* 420-30-37-535-580									
* CHEMICALS	242,725.93	151,079.20	260,000.00	260,000	259,387	259,387	259,387	259,387	259,387

* OPERATING EXPENSES	635,711.28	888,859.59	989,945.00	1,096,811	1,078,463	1,078,263	1,078,263	1,078,263	1,078,263

* 420-30-37-535-640									
* MACHINERY AND EQUIPMENT	0.00	0.00	0.00	0	3,000				

* NON-OPERATING EXPENSES	0.00	0.00	0.00	0	3,000				

* DIVISION TOTALS *	1,336,727.16	1,424,700.88	1,562,167.00	1,723,912	1,737,305	1,709,806	1,709,806	1,709,806	1,709,806

DEPARTMENTAL BUDGET DETAIL

FUND: SEWER (420)
DEPARTMENT: UTILITIES
DIVISION: WASTEWATER COLLECTION

GOALS:

Provide direction and management of personnel involved in the field of sewage collection via transmission mains (gravity or force) within the City of Naples service area. Develop and organize programs to enable management to make repair decisions based on TV inspection of sewer lines. Ensure compliance with all local, state and federal regulations. Administer policies and coordinate programs.

OBJECTIVES:

1. Provide clear direction to division personnel.
2. Provide accurate timely reports to management.
3. Make repairs and changes necessary to insure sewer operation with minimal disruption of service.
4. Institute sewer internal grout repair programs to minimize sewer infiltration/exfiltration.
5. Initiate training procedures necessary to TV and operate RJN sewer computer program.
6. Institute a computerized inventory/preventative maintenance program.
7. Provide inspection and monitoring of sewer capital projects.

ACTIVITY MEASURES:

	<u>UNITS</u>	<u>ACTUAL</u> <u>88/89</u>	<u>CURRENT</u> <u>89/90</u>	<u>FORECAST</u> <u>90/91</u>
T.V. Inspection	Miles	9.06	1.6	50
Sewer Main Replacement	Ft.	5237	1867	5000
Sewer Laterals Replaced	No.	78	9	80
Sewer Lines Cleaned	Miles	20.09	4.36	50
Sewer Lines Grouted	No.	0	2	10

*** 1991 ANNUAL BUDGET ***

* WATER & SEWER FUND	UTILITIES WASTEWATER			WASTEWATER COLLECTION			FISCAL YEAR ENDING 09-30-91			*					

* CLASSIFICATION	I	I	I	I	I	I	I	I	I	*					
	I	I	I	I	CURRENT	I	COST TO	I	DEPARTMENT	I	RECOMMENDED	I	COUNCIL	*	
	I	87-88	I	88-89	I	YEAR	I	COMPLETE	I	REQUEST	I	BY THE	I	APPROVED	*
	I	ACTUAL	I	ACTUAL	I	BUDGET	I	TO 09-30-90	I		I	MANAGER	I		*
	I		I		I		I		I		I		I		*

* 420-30-38-535-120	I		I		I		I		I		I		I		*
* REGULAR SALARIES	I	322,956.11	I	325,705.96	I	333,845.00	I	333,845	I	381,061	I	351,185	I	351,185	*
* 420-30-38-535-127	I		I		I		I		I		I		I		*
* LABOR ABATEMENTS	I	-1,740.58	I	-1,828.72	I	-2,000.00	I	-10,000	I	-2,000	I	-2,000	I	-2,000	*
* 420-30-38-535-140	I		I		I		I		I		I		I		*
* OVERTIME	I	15,837.55	I	22,598.93	I	20,690.00	I	45,000	I	45,000	I	45,000	I	45,000	*
* 420-30-38-535-250	I		I		I		I		I		I		I		*
* EMPLOYER PAYROLL EXPENSES	I	73,063.45	I	86,658.97	I	76,267.00	I	88,000	I	111,264	I	86,524	I	86,524	*
* 420-30-38-535-255	I		I		I		I		I		I		I		*
* PAYROLL EXPENSES ABATEMENTS	I	-356.50	I	-374.55	I	-500.00	I	-1,500	I	-1,000	I	-1,000	I	-1,000	*
* 420-30-38-535-290	I		I		I		I		I		I		I		*
* GENERAL & MERIT INCREASE	I	0.00	I	0.00	I	0.00	I	0	I	28,052	I	25,184	I	25,184	*

* PERSONAL SERVICES	I	409,760.03	I	432,760.59	I	428,302.00	I	455,345	I	562,377	I	504,893	I	504,893	*

* 420-30-38-535-300	I		I		I		I		I		I		I		*
* OPERATING EXPENSES	I	3,304.06	I	1,311.67	I	3,000.00	I	3,000	I	1,500	I	1,500	I	1,500	*
* 420-30-38-535-410	I		I		I		I		I		I		I		*
* COMMUNICATION SERVICE	I	0.00	I	0.00	I	0.00	I	0	I	900	I	900	I	900	*
* 420-30-38-535-420	I		I		I		I		I		I		I		*
* TRANSPORTATION	I	39,000.00	I	40,608.00	I	39,971.00	I	39,971	I	42,000	I	42,000	I	42,000	*
* 420-30-38-535-440	I		I		I		I		I		I		I		*
* RENTALS AND LEASES	I	144.60	I	118.00	I	1,000.00	I	1,000	I	1,000	I	1,000	I	1,000	*
* 420-30-38-535-460	I		I		I		I		I		I		I		*
* REPAIR & MAINTENANCE SERVICES	I	7,081.34	I	3,615.14	I	7,000.00	I	4,000	I	10,000	I	10,000	I	10,000	*
* 420-30-38-535-480	I		I		I		I		I		I		I		*
* SCHOOL & TRAINING EXPENSE	I	0.00	I	1,261.70	I	2,100.00	I	2,100	I	1,040	I	1,040	I	1,040	*
* 420-30-38-535-490	I		I		I		I		I		I		I		*
* OTHER CURRENT CHARGES & OBLIG	I	3,963.84	I	4,562.73	I	5,000.00	I	5,000	I	5,000	I	5,000	I	5,000	*
* 420-30-38-535-491	I		I		I		I		I		I		I		*
* ABATEMENTS- MATERIALS-SUPPLIES	I	0.00	I	0.00	I	-1,000.00	I	-1,000	I	-2,000	I	-2,000	I	-2,000	*

*** 1991 ANNUAL BUDGET ***

WATER & SEWER FUND	UTILITIES WASTEWATER		WASTEWATER COLLECTION		FISCAL YEAR ENDING 09-30-91				

CLASSIFICATION	87-88 ACTUAL	88-89 ACTUAL	CURRENT YEAR BUDGET	COST TO COMPLETE TO 09-30-90	DEPARTMENT REQUEST	RECOMMENDED BY THE MANAGER	COUNCIL APPROVED		

* 420-30-38-535-510									
* OFFICE SUPPLIES	0.00	298.21	300.00	300	800	300	300	300	
* 420-30-38-535-520									
* OPERATING SUPPLIES	57,696.05	74,612.73	67,700.00	85,000	80,000	80,000	80,000	80,000	

* OPERATING EXPENSES	111,189.89	126,388.18	125,071.00	139,371	140,240	139,740	139,740	139,740	

* 420-30-38-535-640									
* MACHINERY AND EQUIPMENT	0.00	0.00	4,511.00	4,511	15,825	10,825	10,825	10,825	

* NON-OPERATING EXPENSES	0.00	0.00	4,511.00	4,511	15,825	10,825	10,825	10,825	

* * DIVISION TOTALS *	520,949.92	559,148.77	557,884.00	599,227	718,442	655,458	655,458	655,458	

Utilities Maintenance

DEPARTMENTAL BUDGET DETAIL

FUND: UTILITIES MAINTENANCE (430)
DEPARTMENT: UTILITIES
DIVISION: MAINTENANCE

GOALS

Provide direction and management of personnel involved in the Utilities Maintenance Division. Coordinate a preventative maintenance program between Water Plant, Wastewater Plant and Maintenance personnel to hold emergency breakdowns and repairs to a minimum.

OBJECTIVES:

1. Provide clear direction to division personnel.
2. Provide training programs for all personnel.
3. Establish preventative maintenance program for lift station and well field.
4. Monitor and expand reuse program.
5. Establish preventive maintenance program between Water Plant, Wastewater Plant and Maintenance personnel.
6. Establish inventory program for maintenance of plants, stations, wells, and booster stations.

ACTIVITY MEASURES:

	<u>ACTUAL</u> <u>88/89</u>	<u>CURRENT</u> <u>89/90</u>	<u>FORECAST</u> <u>90/91</u>
Lift Station	98	102	107
Reuse Boosters	15	15	15
Storm Station	3	3	3
Wells	63	66	66
Plants	2	2	2
Storage Tanks	5	7	7
Finish Water Booster	1	1	1

*** 1991 ANNUAL BUDGET ***

UTILITIES MAINTENANCE FUND	WATER/SEWER MAINTENANCE		WATER/SEWER MAINTENANCE		FISCAL YEAR ENDING 09-30-91					

	I	I	I	I	I	I	I	I	I	I
CLASSIFICATION	87-88	88-89	CURRENT	COST TO	DEPARTMENT	RECOMMENDED	COUNCIL			
	ACTUAL	ACTUAL	YEAR	COMPLETE	REQUEST	BY THE	APPROVED			
			BUDGET	TO 09-30-90		MANAGER				

* 430-40-60-536-120	I	I	I	I	I	I	I	I	I	I
* REGULAR SALARIES	0.00	252,199.95	267,391.00	276,941	284,370	284,370	284,370	284,370	284,370	284,370
* 430-40-60-536-140	I	I	I	I	I	I	I	I	I	I
* OVERTIME	0.00	14,831.77	11,024.00	30,000	13,540	13,540	13,540	13,540	13,540	13,540
* 430-40-60-536-250	I	I	I	I	I	I	I	I	I	I
* EMPLOYER PAYROLL EXPENSES	0.00	60,468.52	57,477.00	66,747	78,109	65,232	65,232	65,232	65,232	65,232
* 430-40-60-536-290	I	I	I	I	I	I	I	I	I	I
* GENERAL & MERIT INCREASE	0.00	0.00	0.00	0	19,740	19,064	19,064	19,064	19,064	19,064

* PERSONAL SERVICES	0.00	327,500.24	335,892.00	373,688	395,759	382,206	382,206	382,206	382,206	382,206

* 430-40-60-536-300	I	I	I	I	I	I	I	I	I	I
* OPERATING EXPENSES	0.00	4,706.69	4,000.00	4,000	4,600	4,200	4,200	4,200	4,200	4,200
* 430-40-60-536-310	I	I	I	I	I	I	I	I	I	I
* PROFESSIONAL SERVICES	0.00	0.00	4,500.00	4,500	9,000	9,000	9,000	9,000	9,000	9,000
* 430-40-60-536-340	I	I	I	I	I	I	I	I	I	I
* OTHER CONTRACTUAL SERVICES	0.00	0.00	4,000.00	4,000	4,000	4,000	4,000	4,000	4,000	4,000
* 430-40-60-536-400	I	I	I	I	I	I	I	I	I	I
* TRAVEL AND PER DIEM	0.00	652.64	800.00	800	1,600	1,600	1,600	1,600	1,600	1,600
* 430-40-60-536-420	I	I	I	I	I	I	I	I	I	I
* TRANSPORTATION	0.00	34,512.00	39,511.00	39,511	27,000	42,743	42,743	42,743	42,743	42,743
* 430-40-60-536-430	I	I	I	I	I	I	I	I	I	I
* UTILITY SERVICES	0.00	115,601.15	119,000.00	119,000	139,000	139,000	139,000	139,000	139,000	139,000
* 430-40-60-536-440	I	I	I	I	I	I	I	I	I	I
* RENTALS AND LEASES	0.00	3,635.00	6,000.00	6,000	8,000	6,000	6,000	6,000	6,000	6,000
* 430-40-60-536-460	I	I	I	I	I	I	I	I	I	I
* REPAIR & MAINTENANCE SERVICES	0.00	92,935.28	85,000.00	190,271	110,000	110,000	110,000	110,000	110,000	110,000
* 430-40-60-536-480	I	I	I	I	I	I	I	I	I	I
* SCHOOL & TRAINING EXPENSE	0.00	1,330.00	2,900.00	2,900	3,500	2,900	2,900	2,900	2,900	2,900
* 430-40-60-536-490	I	I	I	I	I	I	I	I	I	I
* OTHER CURRENT CHARGES & OBLIG	0.00	347.37	720.00	720	900	720	720	720	720	720

*** 1991 ANNUAL BUDGET ***

UTILITIES MAINTENANCE FUND	WATER/SEWER MAINTENANCE		WATER/SEWER MAINTENANCE			FISCAL YEAR ENDING 09-30-91				*				

	I	I	I	I	I	I	I	I	I	I				
CLASSIFICATION	87-88	88-89	CURRENT	COST TO	DEPARTMENT	RECOMMENDED	COUNCIL							
	ACTUAL	ACTUAL	YEAR	COMPLETE	REQUEST	BY THE	APPROVED							
			BUDGET	TO 09-30-90		MANAGER								

* 430-40-60-536-510	I	I	I	I	I	I	I	I	I	I				
* OFFICE SUPPLIES	I	0.00	I	174.57	I	750.00	I	750	I	1,000	I	800	I	800
* 430-40-60-536-520	I	I	I	I	I	I	I	I	I	I	I	I	I	
* OPERATING SUPPLIES	I	0.00	I	3,888.27	I	4,340.00	I	5,348	I	5,840	I	5,840	I	5,840
* 430-40-60-536-540	I	I	I	I	I	I	I	I	I	I	I	I	I	
* BOOKS,PUBLICATIONS,SUBS & MEM	I	0.00	I	60.00	I	440.00	I	440	I	1,100	I	1,100	I	1,100
* 430-40-60-536-580	I	I	I	I	I	I	I	I	I	I	I	I	I	
* CHEMICALS	I	0.00	I	96,163.00	I	105,000.00	I	105,000	I	105,000	I	105,000	I	105,000
* 430-40-60-536-590	I	I	I	I	I	I	I	I	I	I	I	I	I	
* DEPRECIATION	I	0.00	I	666.33	I	0.00	I	0	I	0	I	I	I	

* OPERATING EXPENSES	I	0.00	I	354,672.30	I	376,961.00	I	483,240	I	420,540	I	432,903	I	432,903

* 430-40-60-536-640	I	I	I	I	I	I	I	I	I	I	I	I	I	
* MACHINERY AND EQUIPMENT	I	0.00	I	7,073.60	I	10,000.00	I	10,000	I	17,150	I	17,150	I	15,650
* 430-40-60-536-644	I	I	I	I	I	I	I	I	I	I	I	I	I	
* LIFT STATION EQUIPMENT	I	0.00	I	0.00	I	0.00	I	0	I	0	I	I	I	
* 430-40-60-536-670	I	I	I	I	I	I	I	I	I	I	I	I	I	
* VEHICLES,TRUCKS,HEAVY EQUIP	I	0.00	I	0.00	I	0.00	I	0	I	0	I	I	I	

* NON-OPERATING EXPENSES	I	0.00	I	7,073.60	I	10,000.00	I	10,000	I	17,150	I	17,150	I	15,650

* * DIVISION TOTALS *	I	0.00	I	689,246.14	I	722,853.00	I	866,928	I	833,449	I	832,259	I	830,759
=====														

Property Management

DEPARTMENTAL BUDGET DETAIL

FUND: GENERAL (001)
DEPARTMENT: COMMUNITY SERVICES
DIVISION: PROPERTY MANAGEMENT

GOALS:

To administer the maintenance program of vacant lots in the City of Naples. This Division will continue to enforce City codes pertaining to noxious plants and right-of-way plant growth, provide professional services to other divisions and departments as required.

OBJECTIVES:

1. Provide the services of notification, mowing and billing of vacant lot maintenance.
2. Enforce City codes relating to noxious plant growth and encroachment into City right-of-ways.
3. Review and file liens on unpaid billings.
4. Provide professional services to other divisions and departments.

ACTIVITY MEASURES:

	<u>ACTUAL</u> <u>88/89</u>	<u>CURRENT</u> <u>89/90</u>	<u>FORECAST</u> <u>90/91</u>
Number of Active Vacant Lots	311	290	271
Revenues Generated	\$21,056	\$14,975	\$14,000
Non-Conformance Letters Mailed	52	50	48
Liens Filed	10	28	20
# Vacant Lots Mowed	274	84	78
# Lot Mowing Letters Mailed	624	583	545
Budget	\$51,629	\$55,895	\$53,832
Personnel	3	3	3

*** 1991 ANNUAL BUDGET ***

LOT MOWING FUND	COMMUNITY SERVICES				PROPERTY MANAGEMENT		FISCAL YEAR ENDING 09-30-91			

CLASSIFICATION	87-88	88-89	CURRENT	COST TO	DEPARTMENT	RECOMMENDED	COUNCIL			
	ACTUAL	ACTUAL	YEAR	COMPLETE	REQUEST	BY THE	APPROVED			
			BUDGET	TO 09-30-90		MANAGER				

440-09-44-530-120										
REGULAR SALARIES	49,836.83	49,579.82	53,885.00	56,055	57,666	57,666	57,666			
440-09-44-530-127										
LABOR ABATEMENTS	-17,816.75	-9,408.19	-20,570.00	-20,570	-22,441	-22,441	-22,441			
440-09-44-530-140										
OVERTIME	12.99	83.57	375.00	401	375	375	375			
440-09-44-530-250										
EMPLOYER PAYROLL EXPENSES	8,571.69	11,017.94	13,958.00	14,080	16,156	13,981	13,981			
440-09-44-530-255										
PAYROLL EXPENSES ABATEMENTS	-4,157.32	-2,499.78	-5,233.00	-5,233	-7,086	-7,086	-7,086			
440-09-44-530-290										
GENERAL & MERIT INCREASE	0.00	0.00	0.00	0	2,345	2,230	2,230			

PERSONAL SERVICES	36,447.44	48,773.36	42,415.00	44,733	47,015	44,725	44,725			

440-09-44-530-300										
OPERATING EXPENSES	331.28	67.95	550.00	1,049	300	300	300			
440-09-44-530-340										
OTHER CONTRACTUAL SERVICES	1,711.00	640.00	4,000.00	2,000	2,000	2,000	2,000			
440-09-44-530-410										
COMMUNICATION SERVICE	100.00	-111.00	115.00	115	225	225	225			
440-09-44-530-420										
TRANSPORTATION	7,469.04	7,799.36	7,499.00	7,499	7,777	7,777	7,777			
440-09-44-530-480										
SCHOOL & TRAINING EXPENSE	0.00	0.00	180.00	180	180	180	180			
440-09-44-530-491										
ABATEMENTS- MATERIALS-SUPPLIES	0.00	-1,324.10	-2,844.00	-2,844	-2,880	-2,880	-2,880			
440-09-44-530-510										
OFFICE SUPPLIES	138.74	-78.13	200.00	200	220	220	220			
440-09-44-530-520										
OPERATING SUPPLIES	894.94	-70.00	1,140.00	1,140	1,140	1,140	1,140			

*** 1991 ANNUAL BUDGET ***

LOT MOWING FUND	COMMUNITY SERVICES			PROPERTY MANAGEMENT			FISCAL YEAR ENDING 09-30-91		

CLASSIFICATION	87-88 ACTUAL	88-89 ACTUAL	CURRENT YEAR BUDGET	COST TO COMPLETE TO 09-30-90	DEPARTMENT REQUEST	RECOMMENDED BY THE MANAGER	COUNCIL APPROVED		

* 440-09-44-530-550									
* DUPLICATING CHARGES	200.00	-200.00	200.00	200	200	200	200	200	200
* 440-09-44-530-590									
* DEPRECIATION	2,317.00	68.60	0.00	0	0	0			

* OPERATING EXPENSES	13,162.00	6,792.68	11,040.00	9,539	9,162	9,162	9,162	9,162	9,162

* 440-09-44-530-640									
* MACHINERY AND EQUIPMENT	0.00	0.00	4,120.00	0	0				
* 440-09-44-530-910									
* TRANSFERS OUT	0.00	0.00	1,820.00	1,820	2,052	2,052	2,052	2,052	2,052

* NON-OPERATING EXPENSES	0.00	0.00	5,940.00	1,820	2,052	2,052	2,052	2,052	2,052

* DIVISION TOTALS *	49,609.44	55,566.04	59,395.00	56,092	58,229	55,939	55,939	55,939	55,939

*** 1991 ANNUAL BUDGET ***

LOT MOWING FUND	COMMUNITY SERVICES				PROPERTY MANAGEMENT		FISCAL YEAR ENDING 09-30-91							

	I	I	I	I	I	I	I	I	I	I				
CLASSIFICATION	I	I	I	I	CURRENT	I	COST TO	I	DEPARTMENT	I	RECOMMENDED	I	COUNCIL	
	I	87-88	I	88-89	I	YEAR	I	COMPLETE	I	REQUEST	I	BY THE	I	APPROVED
	I	ACTUAL	I	ACTUAL	I	BUDGET	I	TO 09-30-90	I		I	MANAGER	I	
	I		I		I		I		I		I		I	

** DEPARTMENT TOTALS **	I	49,609.44	I	55,566.04	I	59,395.00	I	56,092	I	58,229	I	55,939	I	55,939

** FUND TOTALS **	I	49,609.44	I	55,566.04	I	59,395.00	I	56,092	I	58,229	I	55,939	I	55,939

Solid Waste

DEPARTMENTAL BUDGET DETAIL

FUND: SANITATION (450)
DEPARTMENT: UTILITIES
DIVISION: SOLID WASTE

GOALS:

To provide public service to the City of Naples residents in the collection of solid waste materials. Disposal of materials to comply with all federal and state environmental regulations. Administer programs in a way as to promote efficiency and effectiveness in Solid Waste Management.

OBJECTIVES:

1. Provide information to our customers with flyers, newspaper articles, public speaking, etc. to make them aware of our solid waste operation which would in turn enhance our service to the customers and increase recycling participation.
2. Computerize information on number of collections, tonnage, revenues, etc. to assist us in improving our decision making process on solid waste issues.
3. Expand the office paper, aluminum beverage can and cardboard collections to local businesses to an eight hour, five day recycling program.
4. Expand our limited Sunday Commercial Service from eight months to twelve months a year.
5. Add two (2) permanent positions and one (1) temporary position (November 1 - May 15) to our Recycling Division. This will reduce overtime and weekend work to bale, sort-out, collect and transport our recyclables.
6. Continue the activities to close the Horticultural Landfill in compliance with the Department of Environmental Regulation.

ACTIVITY MEASURES:

	<u>ACTUAL</u> <u>88/89</u>	<u>CURRENT</u> <u>89/90</u>	<u>FORECAST</u> <u>90/91</u>
Refuse Collection (Tons)			
Residential	6,003	3,254	6,500
Commercial	16,434	8,615	17,200
Horticultural	377	2,290	7,200
Recycling - Papers	984	592	900
Cans		9	16
Cardboard		92*	1,500*

* Bales

*** 1991 ANNUAL BUDGET ***

SOLID WASTE	UTILITIES - SANITATION				SOLID WASTE - RECYCLING		FISCAL YEAR ENDING 09-30-91			

CLASSIFICATION	87-88 ACTUAL	88-89 ACTUAL	CURRENT YEAR BUDGET	COST TO COMPLETE TO 09-30-90	DEPARTMENT REQUEST	RECOMMENDED BY THE MANAGER	COUNCIL APPROVED			

450-12-23-534-120										
REGULAR SALARIES	0.00	40,140.79	44,751.00	46,464	89,804	51,540	51,540			
450-12-23-534-130										
OTHER SALARIES AND WAGES	0.00	0.00	0.00	0	0	30,000	30,000			
450-12-23-534-140										
OVERTIME	0.00	2,331.59	2,000.00	4,000	5,000	5,000	5,000			
450-12-23-534-250										
EMPLOYER PAYROLL EXPENSES	0.00	16,002.45	17,400.00	17,400	33,967	13,248	13,248			
450-12-23-534-290										
GENERAL & MERIT INCREASE	0.00	0.00	0.00	0	6,760	5,238	5,238			

PERSONAL SERVICES	0.00	58,474.83	64,151.00	67,864	135,531	105,026	105,026			

450-12-23-534-300										
OPERATING EXPENSES	0.00	298.96	5,000.00	5,000	2,500	2,500	2,500			
450-12-23-534-400										
TRAVEL AND PER DIEM	0.00	0.00	0.00	0	480	480	480			
450-12-23-534-410										
COMMUNICATION SERVICE	0.00	585.74	250.00	250	250	250	250			
450-12-23-534-420										
TRANSPORTATION	0.00	128.46	24,608.00	24,608	25,000	25,749	25,749			
450-12-23-534-440										
RENTALS AND LEASES	0.00	0.00	500.00	500	500	500	500			
450-12-23-534-460										
REPAIR & MAINTENANCE SERVICES	0.00	0.00	0.00	0	0					
450-12-23-534-470										
PRINTING & BINDING	0.00	0.00	2,000.00	2,000	2,000	2,000	2,000			
450-12-23-534-480										
SCHOOL & TRAINING EXPENSE	0.00	0.00	0.00	0	200	200	200			
450-12-23-534-490										
OTHER CURRENT CHARGES & OBLIG	0.00	925.44	0.00	0	0					

*** 1991 ANNUAL BUDGET ***

SOLID WASTE	UTILITIES - SANITATION		SOLID WASTE - RECYCLING		FISCAL YEAR ENDING 09-30-91				

CLASSIFICATION	87-88 ACTUAL	88-89 ACTUAL	CURRENT YEAR BUDGET	COST TO COMPLETE TO 09-30-90	DEPARTMENT REQUEST	RECOMMENDED BY THE MANAGER	COUNCIL APPROVED		

450-12-23-534-491									
ABATEMENTS- MATERIALS-SUPPLIES	0.00	0.00	-8,000.00	-8,000	0				
450-12-23-534-495									
S.T.A.R. CHARGES & OBLIGATIONS	0.00	0.00	100.00	100	150	150	150		
450-12-23-534-510									
OFFICE SUPPLIES	0.00	0.00	50.00	50	50	50	50	50	
450-12-23-534-520									
OPERATING SUPPLIES	0.00	3,297.21	1,302.00	1,302	3,210	3,210	3,210	3,210	
450-12-23-534-540									
BOOKS,PUBLICATIONS,SUBS & MEM	0.00	0.00	100.00	150	200	200	200	200	

OPERATING EXPENSES	0.00	5,235.81	25,910.00	25,960	34,540	35,289	35,289	35,289	

450-12-23-534-640									
MACHINERY AND EQUIPMENT	0.00	0.00	0.00	0	0				

NON-OPERATING EXPENSES	0.00	0.00	0.00	0	0				

* DIVISION TOTALS *	0.00	63,710.64	90,061.00	93,824	170,071	140,315	140,315	140,315	

*** 1991 ANNUAL BUDGET ***

SOLID WASTE	UTILITIES - SANITATION				SOLID WASTE-RESIDENTIAL		FISCAL YEAR ENDING 09-30-91			

CLASSIFICATION	87-88	88-89	CURRENT	COST TO	DEPARTMENT	RECOMMENDED	COUNCIL			
	ACTUAL	ACTUAL	YEAR	COMPLETE	REQUEST	BY THE	APPROVED			
			BUDGET	TO 09-30-90		MANAGER				

* 450-12-24-534-120										
* REGULAR SALARIES	308,543.19	313,645.91	325,659.00	344,290	340,280	340,280	340,280			
* 450-12-24-534-140										
* OVERTIME	28,791.81	16,702.07	17,150.00	21,000	18,000	18,000	18,000			
* 450-12-24-534-250										
* EMPLOYER PAYROLL EXPENSES	92,420.87	111,072.66	118,047.00	90,963	129,380	84,843	84,843			
* 450-12-24-534-290										
* GENERAL & MERIT INCREASE	0.00	0.00	0.00	0	25,602	23,263	23,263			

* PERSONAL SERVICES	429,755.87	441,420.64	460,856.00	456,253	513,262	466,386	466,386			

* 450-12-24-534-300										
* OPERATING EXPENSES	50.00	8.14	2,500.00	2,500	2,700	2,700	2,700			
* 450-12-24-534-305										
* COUNTY LANDFILL	117,180.00	99,054.00	125,000.00	125,000	100,000	100,000	100,000			
* 450-12-24-534-400										
* TRAVEL AND PER DIEM	467.42	552.98	1,775.00	1,775	1,280	1,280	1,280			
* 450-12-24-534-410										
* COMMUNICATION SERVICE	192.61	147.21	150.00	150	150	150	150			
* 450-12-24-534-420										
* TRANSPORTATION	96,911.04	100,368.00	98,925.00	98,925	100,000	102,995	102,995			
* 450-12-24-534-430										
* UTILITY SERVICES	1,081.59	1,620.85	1,200.00	1,300	1,200	1,200	1,200			
* 450-12-24-534-450										
* INSURANCE	0.00	32,394.00	32,394.00	32,394	32,390	32,390	32,390			
* 450-12-24-534-460										
* REPAIR & MAINTENANCE SERVICES	938.06	1,360.39	1,000.00	1,000	1,000	1,000	1,000			
* 450-12-24-534-470										
* PRINTING & BINDING	0.00	0.00	250.00	250	250	250	250			
* 450-12-24-534-480										
* SCHOOL & TRAINING EXPENSE	0.00	0.00	750.00	750	500	500	500			

*** 1991 ANNUAL BUDGET ***

SOLID WASTE	UTILITIES - SANITATION		SOLID WASTE-RESIDENTIAL		FISCAL YEAR ENDING 09-30-91				

CLASSIFICATION	87-88 ACTUAL	88-89 ACTUAL	CURRENT YEAR BUDGET	COST TO COMPLETE TO 09-30-90	DEPARTMENT REQUEST	RECOMMENDED BY THE MANAGER	COUNCIL APPROVED		

* 450-12-24-534-490									
* OTHER CURRENT CHARGES & OBLIG	411.23	360.00	500.00	500	500	500	500	500	
* 450-12-24-534-495									
* S.T.A.R. CHARGES & OBLIGATIONS	0.00	0.00	150.00	150	150	150	150	150	
* 450-12-24-534-510									
* OFFICE SUPPLIES	128.17	87.01	100.00	200	100	100	100	100	
* 450-12-24-534-520									
* OPERATING SUPPLIES	6,423.45	7,515.37	9,655.00	9,655	10,040	10,040	10,040	9,865	
* 450-12-24-534-540									
* BOOKS,PUBLICATIONS,SUBS & MEM	0.00	243.32	200.00	200	200	200	200	200	
* 450-12-24-534-590									
* DEPRECIATION	74,583.55	82,466.92	0.00	0	0	0	0	0	

* OPERATING EXPENSES	298,367.12	326,178.19	274,549.00	274,749	250,460	253,455	253,280		

* 450-12-24-534-620									
* BUILDINGS	-1,881.38	0.00	0.00	0	0	0	0	0	
* 450-12-24-534-910									
* TRANSFERS OUT	30,353.00	45,570.00	52,762.00	52,762	52,770	54,797	54,797	54,797	

* NON-OPERATING EXPENSES	28,471.62	45,570.00	52,762.00	52,762	52,770	54,797	54,797		

* * DIVISION TOTALS *	756,594.61	813,168.83	788,167.00	783,764	816,492	774,638	774,463		

*** 1991 ANNUAL BUDGET ***

SOLID WASTE	UTILITIES - SANITATION				SOLID WASTE - TRASH		FISCAL YEAR ENDING 09-30-91			

CLASSIFICATION	87-88	88-89	CURRENT	COST TO	DEPARTMENT	RECOMMENDED	COUNCIL			
	ACTUAL	ACTUAL	YEAR	COMPLETE	REQUEST	BY THE	APPROVED			
			BUDGET	TO 09-30-90		MANAGER				

450-12-25-534-120										
REGULAR SALARIES	192,910.03	192,667.71	196,700.00	188,165	178,090	178,090	178,090			178,090
450-12-25-534-140										
OVERTIME	9,334.53	2,993.38	6,000.00	8,000	10,000	10,000	10,000			10,000
450-12-25-534-250										
EMPLOYER PAYROLL EXPENSES	58,275.20	67,410.22	57,174.00	50,706	69,110	46,045	46,045			46,045
450-12-25-534-290										
GENERAL & MERIT INCREASE	0.00	0.00	0.00	0	13,503	12,292	12,292			12,292

PERSONAL SERVICES	260,519.76	263,071.31	259,874.00	246,871	270,703	246,427	246,427			246,427

450-12-25-534-300										
OPERATING EXPENSES	888.95	836.66	14,310.00	16,000	18,300	18,300	18,300			18,300
450-12-25-534-305										
COUNTY LANDFILL	3,978.00	3,489.00	3,000.00	26,068	58,000	58,000	58,000			58,000
450-12-25-534-310										
PROFESSIONAL SERVICES	6,525.00	0.00	0.00	0	0					
450-12-25-534-400										
TRAVEL AND PER DIEM	621.59	545.81	830.00	830	50	50	50			50
450-12-25-534-410										
COMMUNICATION SERVICE	134.55	136.17	250.00	250	300	300	300			300
450-12-25-534-420										
TRANSPORTATION	138,921.00	141,943.00	141,743.00	141,743	125,000	149,343	149,343			149,343
450-12-25-534-430										
UTILITY SERVICES	2,330.61	2,209.18	2,750.00	2,750	1,200	1,200	1,200			1,200
450-12-25-534-440										
RENTALS AND LEASES	15,694.00	10,254.00	11,000.00	11,000	16,500	16,500	16,500			16,500
450-12-25-534-450										
INSURANCE	0.00	32,394.00	32,394.00	32,394	32,390	32,390	32,390			32,390
450-12-25-534-460										
REPAIR & MAINTENANCE SERVICES	2,433.64	2,120.32	2,000.00	2,000	1,500	1,500	1,500			1,500

*** 1991 ANNUAL BUDGET ***

* SOLID WASTE	UTILITIES - SANITATION		SOLID WASTE - TRASH		FISCAL YEAR ENDING 09-30-91				
	I	I	I	I	I	I	I	I	I
CLASSIFICATION	87-88 ACTUAL	88-89 ACTUAL	CURRENT YEAR BUDGET	COST TO COMPLETE TO 09-30-90	DEPARTMENT REQUEST	RECOMMENDED BY THE MANAGER	COUNCIL APPROVED		
* 450-12-25-534-470									
* PRINTING & BINDING	18.00	120.00	0.00	0	0	0			
* 450-12-25-534-480									
* SCHOOL & TRAINING EXPENSE	0.00	0.00	130.00	130	200	200	200	200	200
* 450-12-25-534-490									
* OTHER CURRENT CHARGES & OBLIG	25.29	701.00	0.00	0	0				
* 450-12-25-534-495									
* S.T.A.R. CHARGES & OBLIGATIONS	0.00	0.00	150.00	150	150	150	150	150	150
* 450-12-25-534-510									
* OFFICE SUPPLIES	0.00	23.07	100.00	100	100	100	100	100	100
* 450-12-25-534-520									
* OPERATING SUPPLIES	6,973.67	3,811.63	6,835.00	6,835	6,840	6,840	6,840	6,840	6,840
* 450-12-25-534-540									
* BOOKS,PUBLICATIONS,SUBS & MEM	0.00	228.01	200.00	250	200	200	200	200	200
* 450-12-25-534-590									
* DEPRECIATION	6,580.90	82,466.92	0.00	0	0				

* OPERATING EXPENSES	185,125.20	281,278.77	215,692.00	240,500	260,730	285,073	285,073	285,073	285,073

* 450-12-25-534-620									
* BUILDINGS	1,881.38	0.00	0.00	0	0				
* 450-12-25-534-640									
* MACHINERY AND EQUIPMENT	0.00	0.00	0.00	0	0				
* 450-12-25-534-910									
* TRANSFERS OUT	23,351.00	29,184.00	52,762.00	52,762	52,770	54,797	54,797	54,797	54,797

* NON-OPERATING EXPENSES	25,232.38	29,184.00	52,762.00	52,762	52,770	54,797	54,797	54,797	54,797

* * DIVISION TOTALS *	470,877.34	573,534.08	528,328.00	540,133	584,203	586,297	586,297	586,297	586,297

*** 1991 ANNUAL BUDGET ***

* SOLID WASTE	UTILITIES - SANITATION				SOLID WASTE - COMMERCIAL		FISCAL YEAR ENDING 09-30-91				*

* CLASSIFICATION	I	I	I	I	I	I	I	I	I	I	*
	I	I	I	I	I	I	I	I	I	I	*
	I	87-88	88-89	I	CURRENT	COST TO	DEPARTMENT	RECOMMENDED	COUNCIL		*
	I	ACTUAL	ACTUAL	I	YEAR	COMPLETE	REQUEST	BY THE	APPROVED		*
	I	I	I	I	BUDGET	TO 09-30-90	I	MANAGER	I		*

* 450-12-26-534-120	I			I							*
* REGULAR SALARIES	I	208,143.93	212,529.30	I	222,108.00	222,108	229,060	229,060	229,060	229,060	*
* 450-12-26-534-140	I			I							*
* OVERTIME	I	14,727.67	13,508.73	I	17,000.00	22,000	29,000	29,000	29,000	29,000	*
* 450-12-26-534-250	I			I							*
* EMPLOYER PAYROLL EXPENSES	I	60,455.10	70,703.10	I	63,581.00	55,687	85,428	56,421	56,421	56,421	*
* 450-12-26-534-290	I			I							*
* GENERAL & MERIT INCREASE	I	0.00	0.00	I	0.00	0	18,033	16,510	16,510	16,510	*

* PERSONAL SERVICES	I	283,326.70	296,741.13	I	302,689.00	299,795	361,521	330,991	330,991	330,991	*

* 450-12-26-534-300	I			I							*
* OPERATING EXPENSES	I	386.09	1,083.76	I	750.00	750	1,180	1,000	1,000	1,000	*
* 450-12-26-534-305	I			I							*
* COUNTY LANDFILL	I	299,808.00	305,092.00	I	300,000.00	300,000	250,000	250,000	250,000	250,000	*
* 450-12-26-534-400	I			I							*
* TRAVEL AND PER DIEM	I	563.04	11,420.57	I	750.00	750	50	50	50	50	*
* 450-12-26-534-410	I			I							*
* COMMUNICATION SERVICE	I	216.54	226.00	I	250.00	250	250	250	250	250	*
* 450-12-26-534-420	I			I							*
* TRANSPORTATION	I	126,741.96	120,934.00	I	127,962.00	127,962	130,000	133,894	133,894	133,894	*
* 450-12-26-534-430	I			I							*
* UTILITY SERVICES	I	903.82	1,444.64	I	1,100.00	1,150	1,100	1,100	1,100	1,100	*
* 450-12-26-534-450	I			I							*
* INSURANCE	I	0.00	32,393.00	I	32,393.00	32,393	32,400	32,400	32,400	32,400	*
* 450-12-26-534-460	I			I							*
* REPAIR & MAINTENANCE SERVICES	I	2,432.71	2,812.75	I	1,000.00	1,000	1,000	1,000	1,000	1,000	*
* 450-12-26-534-470	I			I							*
* PRINTING & BINDING	I	0.00	155.00	I	200.00	200	400	400	400	400	*
* 450-12-26-534-480	I			I							*
* SCHOOL & TRAINING EXPENSE	I	0.00	0.00	I	0.00	0	200	200	200	200	*

*** 1991 ANNUAL BUDGET ***

SOLID WASTE	UTILITIES - SANITATION				SOLID WASTE - COMMERCIAL		FISCAL YEAR ENDING 09-30-91			

CLASSIFICATION	I	I	I	I	I	I	I	I	I	I
	I	I	I	I	CURRENT	COST TO	DEPARTMENT	RECOMMENDED	COUNCIL	
	I	87-88	I	88-89	I	YEAR	I	REQUEST	I	BY THE
	I	ACTUAL	I	ACTUAL	I	BUDGET	I	TO 09-30-90	I	MANAGER
	I		I		I		I		I	APPROVED

* 450-12-26-534-490	I		I		I		I		I	
* OTHER CURRENT CHARGES & OBLIG	I	6,500.84	I	3,142.19	I	3,250.00	I	3,250	I	3,200
* 450-12-26-534-495	I		I		I		I		I	
* S.T.A.R. CHARGES & OBLIGATIONS	I	0.00	I	0.00	I	150.00	I	150	I	150
* 450-12-26-534-510	I		I		I		I		I	
* OFFICE SUPPLIES	I	92.00	I	56.80	I	100.00	I	100	I	200
* 450-12-26-534-520	I		I		I		I		I	
* OPERATING SUPPLIES	I	4,341.77	I	11,777.18	I	11,102.00	I	11,102	I	9,730
* 450-12-26-534-540	I		I		I		I		I	
* BOOKS,PUBLICATIONS,SUBS & MEM	I	0.00	I	217.10	I	200.00	I	200	I	200
* 450-12-26-534-590	I		I		I		I		I	
* DEPRECIATION	I	138,198.92	I	82,466.92	I	0.00	I	0	I	

* OPERATING EXPENSES	I	580,185.69	I	573,221.91	I	479,207.00	I	479,257	I	430,130

* 450-12-26-534-640	I		I		I		I		I	
* MACHINERY AND EQUIPMENT	I	0.00	I	0.00	I	1,000.00	I	1,000	I	800
* 450-12-26-534-910	I		I		I		I		I	
* TRANSFERS OUT	I	59,880.00	I	50,271.00	I	52,762.00	I	52,762	I	54,797

* NON-OPERATING EXPENSES	I	59,880.00	I	50,271.00	I	53,762.00	I	53,762	I	53,570

* * DIVISION TOTALS *	I	923,392.39	I	920,234.04	I	835,658.00	I	832,814	I	845,221

City

Dock

DEPARTMENTAL BUDGET DETAIL

1990-91

FUND: GENERAL (001)
 DEPARTMENT: COMMUNITY SERVICES
 DIVISION: CITY DOCK

GOALS:

1. To install new gas and diesel tanks and 20 new slips.
2. To generate revenue from sales of gasoline, diesel, slip rental and food concessions.

OBJECTIVES:

The City Dock will continue to serve as an enterprise facility where boaters may purchase fuel and bait. Boat slips will be leased on a monthly or daily basis.

ACTIVITY MEASURES:

	<u>UNITS</u>	<u>ACTUAL</u> <u>88/89</u>	<u>CURRENT</u> <u>89/90</u>	<u>FORECAST</u> <u>90/91</u>
Revenue	money	\$488,000	\$523,000	\$525,000
Occupancy	percent	100%	100%	100%
Transients	people	1,575	1,600	1,200
Budget		\$409,955	\$498,504	\$513,824
Personnel		3	3	3

*** 1991 ANNUAL BUDGET ***

* CITY DOCK FUND	COMMUNITY SERVICES			CITY DOCK		FISCAL YEAR ENDING 09-30-91				

* CLASSIFICATION	I	I	I	I	I	I	I	I	I	I
	87-88	88-89	CURRENT	COST TO	DEPARTMENT	RECOMMENDED	COUNCIL			
	ACTUAL	ACTUAL	YEAR	COMPLETE	REQUEST	BY THE	APPROVED			
			BUDGET	TO 09-30-90		MANAGER				

* 460-09-36-572-120	I	I	I	I	I	I	I	I	I	I
* REGULAR SALARIES	45,552.80	48,030.12	49,103.00	47,684	51,310	51,310	51,310	51,310	51,310	51,310
* 460-09-36-572-130	I	I	I	I	I	I	I	I	I	I
* OTHER SALARIES AND WAGES	0.00	12,068.49	12,050.00	12,337	10,974	10,974	10,974	10,974	10,974	10,974
* 460-09-36-572-140	I	I	I	I	I	I	I	I	I	I
* OVERTIME	4,623.42	4,756.90	5,300.00	4,000	6,100	6,100	6,100	6,100	6,100	6,100
* 460-09-36-572-250	I	I	I	I	I	I	I	I	I	I
* EMPLOYER PAYROLL EXPENSES	10,806.67	13,820.55	13,902.00	13,521	18,589	16,655	16,655	16,655	16,655	16,655
* 460-09-36-572-290	I	I	I	I	I	I	I	I	I	I
* GENERAL & MERIT INCREASE	0.00	0.00	0.00	0	4,464	4,464	4,464	4,464	4,464	4,464

* PERSONAL SERVICES	60,982.89	78,676.06	80,355.00	77,542	91,437	89,503	89,503	89,503	89,503	89,503

* 460-09-36-572-300	I	I	I	I	I	I	I	I	I	I
* OPERATING EXPENSES	1,197.15	2,987.05	3,000.00	1,250	3,000	3,000	3,000	3,000	3,000	3,000
* 460-09-36-572-310	I	I	I	I	I	I	I	I	I	I
* PROFESSIONAL SERVICES	0.00	0.00	250.00	240	240	240	240	240	240	240
* 460-09-36-572-410	I	I	I	I	I	I	I	I	I	I
* COMMUNICATION SERVICE	91.39	106.54	150.00	130	249	249	249	249	249	249
* 460-09-36-572-430	I	I	I	I	I	I	I	I	I	I
* UTILITY SERVICES	10,274.35	10,833.74	12,000.00	8,600	11,158	15,000	15,000	15,000	15,000	15,000
* 460-09-36-572-450	I	I	I	I	I	I	I	I	I	I
* INSURANCE	0.00	11,161.00	11,161.00	11,161	11,161	11,161	11,161	11,161	11,161	11,161
* 460-09-36-572-460	I	I	I	I	I	I	I	I	I	I
* REPAIR & MAINTENANCE SERVICES	4,349.55	5,917.72	4,000.00	2,500	3,400	3,400	3,400	3,400	3,400	3,400
* 460-09-36-572-470	I	I	I	I	I	I	I	I	I	I
* PRINTING & BINDING	42.02	28.50	250.00	54	300	300	300	300	300	300
* 460-09-36-572-490	I	I	I	I	I	I	I	I	I	I
* OTHER CURRENT CHARGES & OBLIG	0.00	33,410.00	0.00	0	0	0	0	0	0	0
* 460-09-36-572-510	I	I	I	I	I	I	I	I	I	I
* OFFICE SUPPLIES	107.53	121.35	100.00	100	105	105	105	105	105	105

*** 1991 ANNUAL BUDGET ***

CITY DOCK FUND	COMMUNITY SERVICES			CITY DOCK			FISCAL YEAR ENDING 09-30-91			

CLASSIFICATION	87-88 ACTUAL	88-89 ACTUAL	CURRENT YEAR BUDGET	COST TO COMPLETE TO 09-30-90	DEPARTMENT REQUEST	RECOMMENDED BY THE MANAGER	COUNCIL APPROVED			

460-09-36-572-520										
OPERATING SUPPLIES	275,934.89	328,698.79	280,000.00	320,000	290,000	290,000	290,000			
460-09-36-572-590										
DEPRECIATION	46,374.64	45,208.00	0.00	0	0					

OPERATING EXPENSES	338,371.52	438,472.69	310,911.00	344,035	319,613	323,455	323,455			

460-09-36-572-630										
IMPROVEMENTS OTHER THAN BLDGS	0.00	0.00	0.00	212,565	0					
460-09-36-572-639										
RENEWAL & REPLACEMENT	0.00	0.00	0.00	2,000	0					
460-09-36-572-700										
DEBT SERVICE	42,757.36	40,176.97	73,828.00	73,828	73,828	106,608	106,608			
460-09-36-572-910										
TRANSFERS OUT	50,684.00	58,760.00	33,410.00	33,410	33,410	30,453	30,453			

NON-OPERATING EXPENSES	93,441.36	98,936.97	107,238.00	321,803	107,238	137,061	137,061			

* DIVISION TOTALS *	492,795.77	616,085.72	498,504.00	743,380	518,288	550,019	550,019			

DEPARTMENTAL BUDGET DETAIL

FUND: CENTRAL DATA PROCESSING (510)
DEPARTMENT: FINANCE DEPARTMENT
DIVISION: DATA PROCESSING

GOALS:

To effectively manage data entry and data storage on McDonnell Douglas 9240 computer system for all user departments, providing on-line inquiry of all information.

OBJECTIVES:

1. Begin implementation of landuse software module for Community Development department.
2. Design and write programs to automate service order processing for Customer Service division.
3. Design and write programs to provide personnel history processing for Personnel division.
4. Design and write programs to provide miscellaneous invoice processing for Finance department.

ACTIVITY MEASURES:

<u>PROCESSED ANNUALLY</u>	<u>ACTUAL</u> <u>88/89</u>	<u>CURRENT</u> <u>89/90</u>	<u>FORECAST</u> <u>90/91</u>
Utility bills	88,136	87,072	87,500
Final Notices	3,290	3,400	3,450
Occupational Licenses	3,204	3,414	3,606
O. L. Renewal Notices	4,704	4,900	5,100
Payroll checks	23,628	25,852	28,179
W-2 forms	636	668	701
Fund Accounting transactions	92,240	100,944	110,028
Parking tickets	17,461	19,459	21,404
Parking renewal notices	1,232	1,252	1,275
Vendor checks	10,356	10,873	11,416
Lot Mowing bills	419	400	300
Miles of forms printed	45	47	50

*** 1991 ANNUAL BUDGET ***

* CENTRAL DATA PROCESSING FND	FINANCE DEPARTMENT			DATA PROCESSING			FISCAL YEAR ENDING 09-30-91			*					

* CLASSIFICATION	I	I	I	I	I	I	I	I	I	*					
	87-88	88-89	CURRENT	COST TO	DEPARTMENT	RECOMMENDED	COUNCIL								
	ACTUAL	ACTUAL	YEAR	COMPLETE	REQUEST	BY THE	APPROVED								
			BUDGET	TO 09-30-90		MANAGER									

* 510-07-13-590-120	I	I	I	I	I	I	I	I	I	*					
* REGULAR SALARIES	I	52,793.25	I	54,449.76	I	54,638.00	I	57,596	I	84,362	I	54,362	I	54,362	*
* 510-07-13-590-140	I	I	I	I	I	I	I	I	I	I	I	I	I	*	
* OVERTIME	I	818.81	I	882.27	I	750.00	I	750	I	750	I	750	I	750	*
* 510-07-13-590-250	I	I	I	I	I	I	I	I	I	I	I	I	I	*	
* EMPLOYER PAYROLL EXPENSES	I	9,471.12	I	10,470.01	I	11,009.00	I	12,032	I	20,757	I	13,020	I	13,020	*
* 510-07-13-590-290	I	I	I	I	I	I	I	I	I	I	I	I	I	*	
* GENERAL & MERIT INCREASE	I	0.00	I	0.00	I	0.00	I	0	I	3,576	I	3,576	I	3,576	*

* PERSONAL SERVICES	I	63,083.18	I	65,802.04	I	66,397.00	I	70,378	I	109,445	I	71,708	I	71,708	*

* 510-07-13-590-300	I	I	I	I	I	I	I	I	I	I	I	I	I	*	
* OPERATING EXPENSES	I	0.00	I	221.45	I	0.00	I	0	I	1,445	I	460	I	460	*
* 510-07-13-590-400	I	I	I	I	I	I	I	I	I	I	I	I	I	*	
* TRAVEL AND PER DIEM	I	0.00	I	0.00	I	1,163.00	I	800	I	608	I	608	I	608	*
* 510-07-13-590-410	I	I	I	I	I	I	I	I	I	I	I	I	I	*	
* COMMUNICATION SERVICE	I	561.20	I	486.51	I	550.00	I	500	I	750	I	750	I	750	*
* 510-07-13-590-460	I	I	I	I	I	I	I	I	I	I	I	I	I	*	
* REPAIR & MAINTENANCE SERVICES	I	19,655.77	I	14,640.00	I	18,728.00	I	18,728	I	23,038	I	23,038	I	23,038	*
* 510-07-13-590-480	I	I	I	I	I	I	I	I	I	I	I	I	I	*	
* SCHOOL & TRAINING EXPENSE	I	0.00	I	60.00	I	920.00	I	895	I	250	I	250	I	250	*
* 510-07-13-590-510	I	I	I	I	I	I	I	I	I	I	I	I	I	*	
* OFFICE SUPPLIES	I	106.37	I	10.67	I	50.00	I	50	I	50	I	50	I	50	*
* 510-07-13-590-520	I	I	I	I	I	I	I	I	I	I	I	I	I	*	
* OPERATING SUPPLIES	I	6,488.11	I	6,564.15	I	7,422.00	I	7,531	I	8,498	I	8,498	I	8,498	*
* 510-07-13-590-540	I	I	I	I	I	I	I	I	I	I	I	I	I	*	
* BOOKS,PUBLICATIONS,SUBS & MEM	I	44.00	I	44.00	I	50.00	I	49	I	50	I	50	I	50	*
* 510-07-13-590-550	I	I	I	I	I	I	I	I	I	I	I	I	I	*	
* DUPLICATING CHARGES	I	61.56	I	78.60	I	100.00	I	100	I	100	I	100	I	100	*
* 510-07-13-590-590	I	I	I	I	I	I	I	I	I	I	I	I	I	*	
* DEPRECIATION	I	32,276.00	I	24,376.55	I	0.00	I	0	I	0	I		I		*

* OPERATING EXPENSES	I	59,193.01	I	46,481.93	I	28,983.00	I	28,653	I	34,789	I	33,804	I	33,804	*

CITY OF NAPLES
--- Chart of Accounts ---

EMPLOYEE SERVICES -----

- 120 Regular Salaries & Wages
Includes all regular, full-time positions and elected officers. Does not include overtime.
- 130 Other Salaries & Wages
Includes all part-time, seasonal, and temporary employees such as extra help, matrons, parking attendants, etc.
- 140 Overtime
Includes all special payments for overtime.
- 250 Employer Payroll Expenses
Includes health insurance, life insurance, retirement, social security, and workers' compensation costs.
- 290 General and Merit Increases
Includes all contractual salary increases as well as salary increases based on employee job performance.

MAINTENANCE & OPERATION -----

- 300 Operating Expenses
Includes small tools, equipment, and instruments not considered capital outlay (unit cost less than \$500).
- 310 Professional Services
Includes payments to professional persons or agencies for services rendered to the City such as legal fees, medical examinations of City employees, special analyses, annual audit of City's books, etc.
- 340 Other Contractual Services
Contractual services not otherwise classified. Includes contracts for maintenance and construction, and contracts with builders for construction of buildings or streets, etc., based on formal agreements.
- 390 Auto Expense (Mileage)
Amount paid to employees for use of privately owned vehicles on City business. Not associated with travel and per diem.
- 400 Travel & Per Diem
Includes all expenses of attendance at meetings and conferences as well as unscheduled travel expenses such as transportation, lodging, meals, and registration.

MAINTENANCE & OPERATION (continued) -----

- 410 Communication Services
Includes telephone, telegraph, or other communications.
- 420 Transportation
Includes charges for use of motive equipment such as repairs, maintenance, gasoline, and oil.
- 430 Utility Services
Includes all expenses incurred from use of electricity, water, sewer, garbage collection, or other utilities.
- 440 Rentals & Leases
Includes amounts expended for rental property such as office space or land, or for the rental of equipment.
- 450 Insurance
Includes amounts paid by the City for coverages such as public liability, fire, surety bonds, etc.
- 460 Repair & Maintenance Services
Includes amounts expended for the maintenance and repair of equipment and buildings by outside firms, including annual service contracts.
- 470 Printing & Binding
Includes legal and classified advertising such as for bids, public hearings, job openings, etc., as well as all types of printing such as annual reports, financial statements, forms, brochures, etc.
- 480 School & Training Expense
Includes reimbursement to employees for school attendance pertaining to their employment (with prior approval of the City Manager) as well as special training courses. If travel and/or per diem costs are to be paid, this amount should also be included.
- 490 Other Current Charges & Obligations
Includes miscellaneous expenses for ongoing projects of a specific nature not otherwise classified.
- 495 Q.I.P. Charges and Obligations
Includes any charges directly related to the City of Naples S.T.A.R. program (Successful Teamwork Achieves Results).
- 510 Office Supplies
Includes all usual, expendable office supplies such as pens and pencils, stationery and paper supplies, computer diskettes, etc.

*** 1991 ANNUAL BUDGET ***

* CITY DOCK FUND	COMMUNITY SERVICES				CITY DOCK		FISCAL YEAR ENDING 09-30-91			*						

*	I	I	I	I	I	I	I	I	I	*						
*	I	I	I	I	CURRENT	I	COST TO	I	DEPARTMENT	I	RECOMMENDED	I	COUNCIL	*		
*	CLASSIFICATION	I	87-88	I	88-89	I	YEAR	I	COMPLETE	I	REQUEST	I	BY THE	I	APPROVED	*
*		I	ACTUAL	I	ACTUAL	I	BUDGET	I	TO 09-30-90	I		I	MANAGER	I		*
*		I		I		I		I		I		I		I		*

*		I		I		I		I		I		I		I		*
=====																
** DEPARTMENT TOTALS **	I	492,795.77	I	616,085.72	I	498,504.00	I	743,380	I	518,288	I	550,019	I	550,019	*	
=====																
=====																
** FUND TOTALS **	I	492,795.77	I	616,085.72	I	498,504.00	I	743,380	I	518,288	I	550,019	I	550,019	*	
=====																

Drainage

*** 1991 ANNUAL BUDGET ***

* STORM SEWER DRAINAGE	DRAINAGE		STORM SEWER DRAINAGE				FISCAL YEAR ENDING 09-30-91				*		

* CLASSIFICATION	I	I	I	I	I	I	I	I	I	I	*		
	87-88	88-89	CURRENT	COST TO	DEPARTMENT	RECOMMENDED	COUNCIL						
	ACTUAL	ACTUAL	YEAR	COMPLETE	REQUEST	BY THE	APPROVED						
			BUDGET	TO 09-30-90		MANAGER							

* 470-60-62-535-120	I	I	I	I	I	I	I	I	I	I	*		
* REGULAR SALARIES	I	0.00	I	0.00	I	0.00	I	45,000	I	138,786	I	138,786	*
* 470-60-62-535-127	I	I	I	I	I	I	I	I	I	I	I	*	
* LABOR ABATEMENTS	I	0.00	I	0.00	I	0.00	I	0	I	-27,777	I	-27,777	*
* 470-60-62-535-140	I	I	I	I	I	I	I	I	I	I	I	*	
* OVERTIME	I	0.00	I	0.00	I	0.00	I	1,000	I	1,000	I	1,000	*
* 470-60-62-535-250	I	I	I	I	I	I	I	I	I	I	I	*	
* EMPLOYER PAYROLL EXPENSES	I	0.00	I	0.00	I	0.00	I	20,000	I	40,675	I	40,675	*
* 470-60-62-535-255	I	I	I	I	I	I	I	I	I	I	I	*	
* PAYROLL EXPENSES ABATEMENTS	I	0.00	I	0.00	I	0.00	I	0	I	0	I		*

* PERSONAL SERVICES	I	0.00	I	0.00	I	0.00	I	66,000	I	152,684	I	152,684	*

* 470-60-62-535-310	I	I	I	I	I	I	I	I	I	I	I	*	
* PROFESSIONAL SERVICES	I	0.00	I	0.00	I	0.00	I	185,000	I	0	I		*
* 470-60-62-535-420	I	I	I	I	I	I	I	I	I	I	I	*	
* TRANSPORTATION	I	0.00	I	0.00	I	0.00	I	0	I	0	I	22,574	*
* 470-60-62-535-520	I	I	I	I	I	I	I	I	I	I	I	*	
* OPERATING SUPPLIES	I	0.00	I	0.00	I	0.00	I	100	I	0	I		*
* 470-60-62-535-521	I	I	I	I	I	I	I	I	I	I	I	*	
* REIMBURSED PROJECT REVENUE	I	0.00	I	0.00	I	0.00	I	14,000	I	0	I		*

* OPERATING EXPENSES	I	0.00	I	0.00	I	0.00	I	199,100	I	0	I	22,574	*

* 470-60-62-535-630	I	I	I	I	I	I	I	I	I	I	I	*	
* IMPROVEMENTS OTHER THAN BLDGS	I	0.00	I	0.00	I	722,500.00	I	722,500	I	0	I	508,000	*
* 470-60-62-535-640	I	I	I	I	I	I	I	I	I	I	I	*	
* MACHINERY AND EQUIPMENT	I	0.00	I	0.00	I	69,000.00	I	0	I	0	I	69,000	*
* 470-60-62-535-670	I	I	I	I	I	I	I	I	I	I	I	*	
* VEHICLES, TRUCKS, HEAVY EQUIP	I	0.00	I	0.00	I	113,900.00	I	0	I	0	I	113,900	*
* 470-60-62-535-910	I	I	I	I	I	I	I	I	I	I	I	*	
* TRANSFERS OUT	I	0.00	I	0.00	I	0.00	I	0	I	0	I	87,995	*

* NON-OPERATING EXPENSES	I	0.00	I	0.00	I	905,400.00	I	722,500	I	0	I	87,995	*

Data Processing